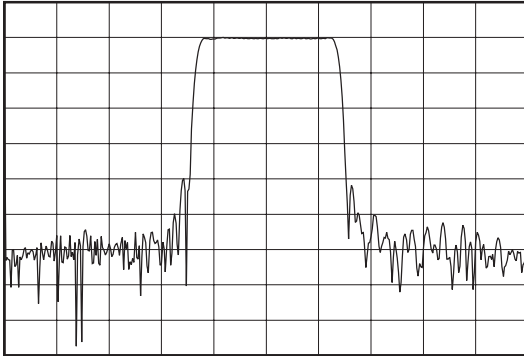
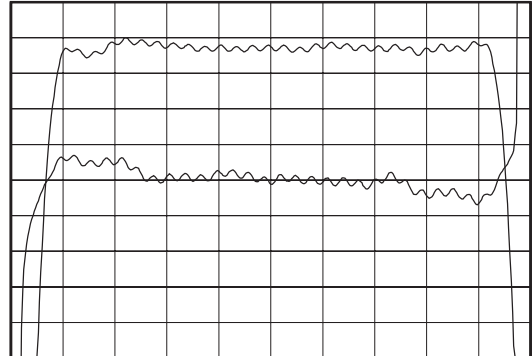


Data Sheet

Typical Performance



Horizontal: 500 kHz/Div
Vertical: 10 dB/Div

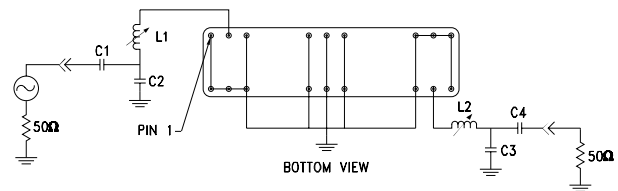
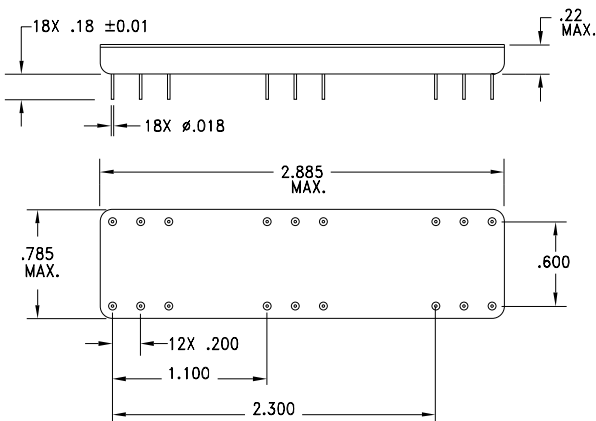


Horizontal: 150 kHz/Div
Vertical: 1 dB/Div
Vertical: 5 deg/Div

Specifications

Parameter	Unit	Minimum	Typical	Maximum
Center Frequency	MHz	-	69.99	-
Insertion Loss at F_0	dB	-	19	22
Lower 1.5 dB Point	MHz	-	69.345	69.36
Upper 1.5 dB Point	MHz	70.62	70.635	-
Lower 35 dB Point	MHz	69.24	69.253	-
Upper 35 dB Point	MHz	-	70.727	70.74
Triple Transit Suppression	dB	30	40	-
Phase Linearity ¹	deg	-	4	10
Passband Ripple	dB	-	0.6	0.7
Ultimate Rejection @ ± 0.900 MHz	dB	50	55	-
Substrate Material	-	-	Quartz	-
Operating Temperature Range	$^{\circ}$ C	-5	25	65

Package Outline Matching Configuration



$L1 \approx 220$ nH, $L2 \approx 220$ nH, $C1 = 12$ pF
 $C2 = 22$ pF, $C3 = 22$ pF, $C4 = 12$ pF
 Nominal Source/Load Impedance = 50Ω
 Package Style 2.875 Inch Bathtub

11/30/99