

2SB1061

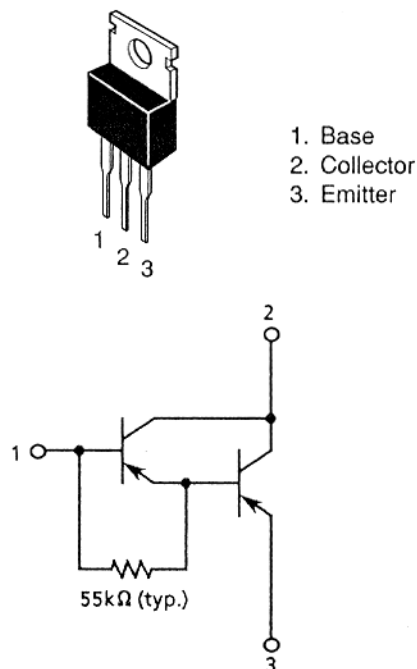
Silicon PNP Triple Diffused
Low Frequency Power Amplifier

Absolute Maximum Ratings (Ta = 25°C)

Item	Symbol	Rating	Unit
Collector to base voltage	V_{CBO}	-300	V
Collector to emitter voltage	V_{CEO}	-300	V
Emitter to base voltage	V_{EBO}	-7	V
Collector current	I_C	-0.3	A
Collector peak current	$i_{C(peak)}$	-0.6	A
Collector power dissipation	P_C	1.5	W
	P_C^{*1}	15	
Junction temperature	T_j	150	°C
Storage temperature	T_{stg}	-55 to +150	°C

Note: 1. Value at $T_C = 25^\circ\text{C}$.

TO-220 AB



Electrical Characteristics (Ta = 25°C)

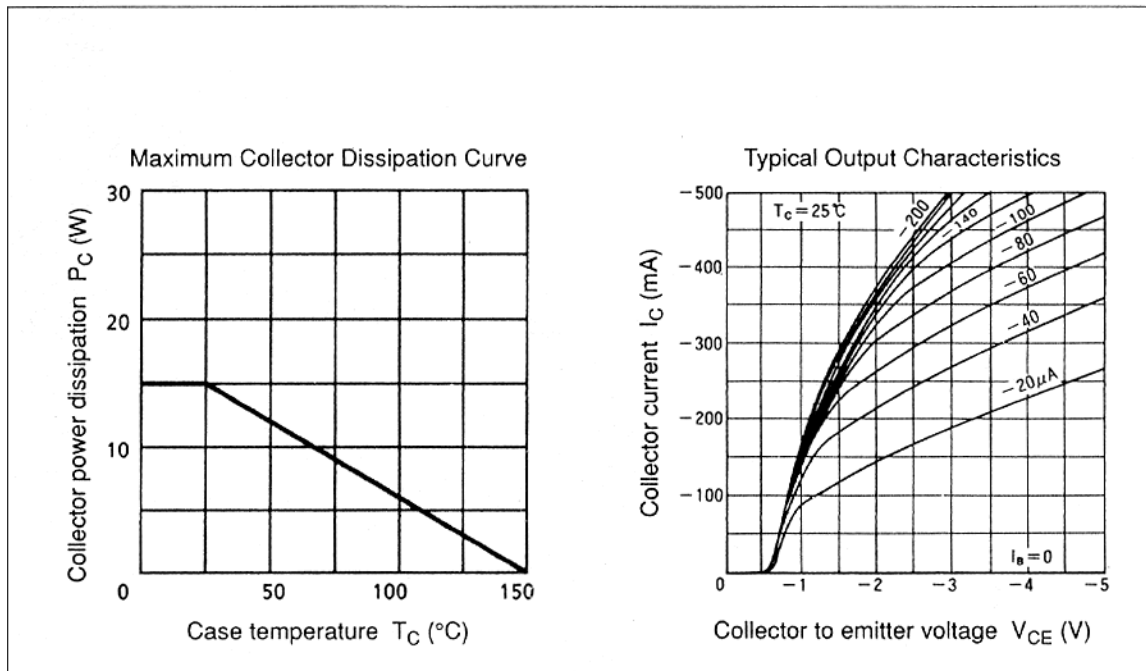
Item	Symbol	Min	Typ	Max	Unit	Test condition
Collector to base breakdown voltage	$V_{(BR)CBO}$	-300	—	—	V	$I_C = -1 \text{ mA}$, $I_E = 0$
Collector to emitter breakdown voltage	$V_{(BR)CEO}$	-300	—	—	V	$I_C = -10 \text{ mA}$, $R_{BE} = \infty$
Emitter to base breakdown voltage	$V_{(BR)EBO}$	-7	—	—	V	$I_E = -1 \text{ mA}$, $I_C = 0$
Collector cutoff current	I_{CBO}	—	—	-10	μA	$V_{CB} = -300 \text{ V}$, $I_E = 0$
	I_{CEO}	—	—	-10		$V_{CE} = -60 \text{ V}$, $R_{BE} = \infty$
Emitter cutoff current	I_{EBO}	—	—	-10	μA	$V_{EB} = -5 \text{ V}$, $I_C = 0$
DC current transfer ratio	h_{FE1}	1000	—	—		$V_{CE} = -1.5 \text{ V}$, $I_C = -20 \text{ mA}^{*1}$
	h_{FE2}	1500	—	—		$V_{CE} = -1.5 \text{ V}$, $I_C = -100 \text{ mA}^{*1}$

2SB1061

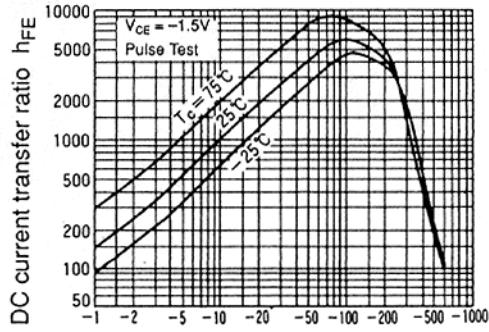
Electrical Characteristics (Ta = 25°C) (cont)

Item	Symbol	Min	Typ	Max	Unit	Test condition
Collector to emitter saturation voltage	$V_{CE(sat)}$	—	—	-1.5	V	$I_C = -100 \text{ mA}, I_B = -0.2 \text{ mA}^1$
Base to emitter saturation voltage	$V_{BE(sat)}$	—	—	-2.0	V	$I_C = -100 \text{ mA}, I_B = -0.2 \text{ mA}^1$

Note: 1. Pulse Test.

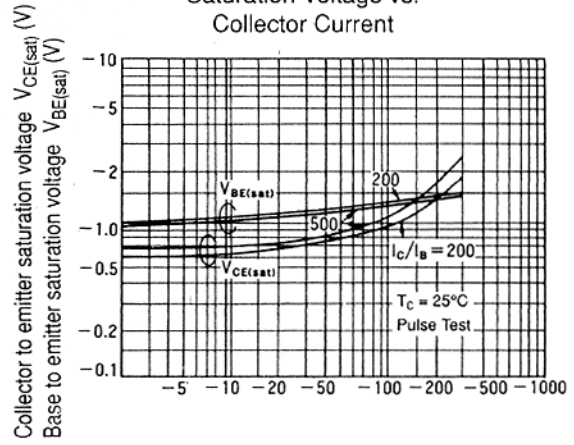


DC Current Transfer Ratio vs. Collector Current



Collector current I_C (mA)

Saturation Voltage vs. Collector Current



Collector current I_C (mA)

Transient Thermal Resistance

