



PRELIMINARY

SOLID STATE DEVICES, INC

14849 Firestone Boulevard · La Mirada, CA 90638  
Phone: (714) 670-SSDI (7734) · Fax: (714) 522-7424

SSR4045

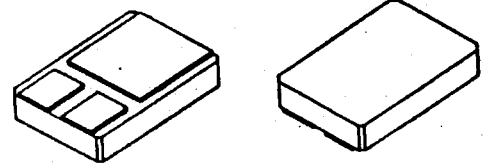
40 AMP  
45 VOLTS  
SCHOTTKY  
RECTIFIER

### Designer's Data Sheet

#### FEATURES:

- Low Reverse Leakage
- Low Forward Voltage Drop
- Hermetically Sealed Power Surface Mount Package
- Guard Ring for Overvoltage protection
- Eutectic Die Attach
- 175°C Operating Temperature
- TX, TXV and Space Level Screening Available

MILPACK



#### MAXIMUM RATINGS

RATING	SYMBOL	VALUE	UNIT
Peak Repetitive Reverse and DC Blocking Voltage	VRRM	45	Volts
	VRWM		
	VR		
Average Rectified Forward Current (Resistive Load, 60Hz, Sine Wave, TA=25°C)	IO	40	Amps
Peak Surge Current (8.3 ms Pulse, Half Sine Wave Superimposed on IO, allow junction to reach equilibrium between pulses, TA=25°C)	IFSM	600	Amps
Operating and storage temperature	Top & Tstg	-65 to +175	°C
Maximum Thermal Resistance Junction to Case	RθJC	1.0	°C/W

NOTE: All specifications are subject to change without notification. SCD's for these devices should be reviewed by SSDI prior to release.

DATA SHEET#: RS0035 B

MED

# SSR4045

PRELIMINARY

# SSDI

SOLID STATE DEVICES, INC

14849 Firestone Boulevard · La Mirada, CA 90638  
 Phone: (714) 670-SSDI (7734) · Fax: (714) 522-7424

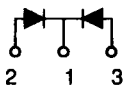
## ELECTRICAL CHARACTERISTICS

CHARACTERISTICS	SYMBOL	MAXIMUM	UNIT
<b>Instantaneous Forward Voltage Drop</b> (IF = 10 Adc, TA=25°C, 300µs Pulse) (IF = 20 Adc, TA=25°C, 300µs Pulse) (IF = 40 Adc, TA=25°C, 300µs Pulse)	<b>VF1</b>	0.50 0.58 0.70	Vdc
<b>Instantaneous Forward Voltage Drop</b> (IF = 20 Adc, TA= - 55°C, 300µs Pulse)	<b>VF2</b>	0.65	Vdc
<b>Reverse Leakage Current</b> (Rated VR, TA=25°C, 300µs pulse minimum)	<b>IR1</b>	400	µA
<b>Reverse Leakage Current</b> (Rated VR, TA=100°C, 300µs pulse minimum)	<b>IR2</b>	30	mA
<b>Junction Capacitance</b> (VR = 10 Vdc, TA=25°C, f= 1 MHz)	<b>CJ</b>	1600	pf

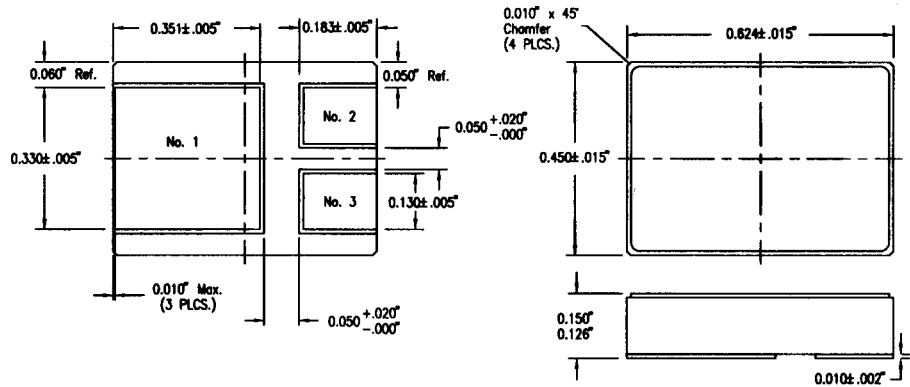
## CASE OUTLINE: MILPACK

**PIN 1: CATHODE**  
**PIN 2: ANODE**  
**PIN 3: ANODE**

**NOTE:**  
 Pin 2 and 3 should be connected in application.



COMMON CATHODE



## TYPICAL OPERATING CURVES

(TA=25°C unless otherwise specified)

