

Axial Lead and Cartridge Fuses

Designed to IEC Standard


5 x 20 mm Fast-Acting Fuse 216/226 Series



- Designed to International (IEC) Standards for use globally.
- Meets the IEC 60127-2, Sheet 1 specification for Fast Acting Fuses.
- Available in Cartridge and Axial Lead Form.
- Available in ratings of 0.050 to 10 amperes.
- High breaking capacity.

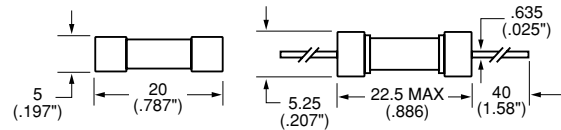
ELECTRICAL CHARACTERISTICS:

| % of Ampere Rating | Ampere Rating | Opening Time |
|--------------------|---------------|---|
| 150% | .05–3.15 | 60 minutes, Minimum |
| | 4–6.3 | 60 minutes, Minimum |
| 210% | .05–3.15 | 30 minutes, Maximum |
| | 4–6.3 | 30 minutes, Maximum |
| 275% | .05–3.15 | 0.01 sec., Min. ; 2 sec. Max. |
| | 4–6.3 | 0.01 sec., Min. ; 3 sec. Max. |
| 400% | .05–3.15 | .003 sec., Min. ; 0.3 sec. Max. |
| | 4–6.3 | .003 sec., Min. ; 0.3 sec. Max. |
| 1000% | .05–3.15 | .02 seconds, Maximum |
| | 4–6.3 | .02 seconds, Maximum |



216 000 Series

216 000 XE
226 000 Series¹



AGENCY APPROVALS: Sheet I IEC 60127-2.* SEMKO approved thru 6.3 amps. Recognized under the Components Program of Underwriters Laboratories and recognized by CSA. BSI approved 1A to 6.3A. VDE approved .05-6.3.

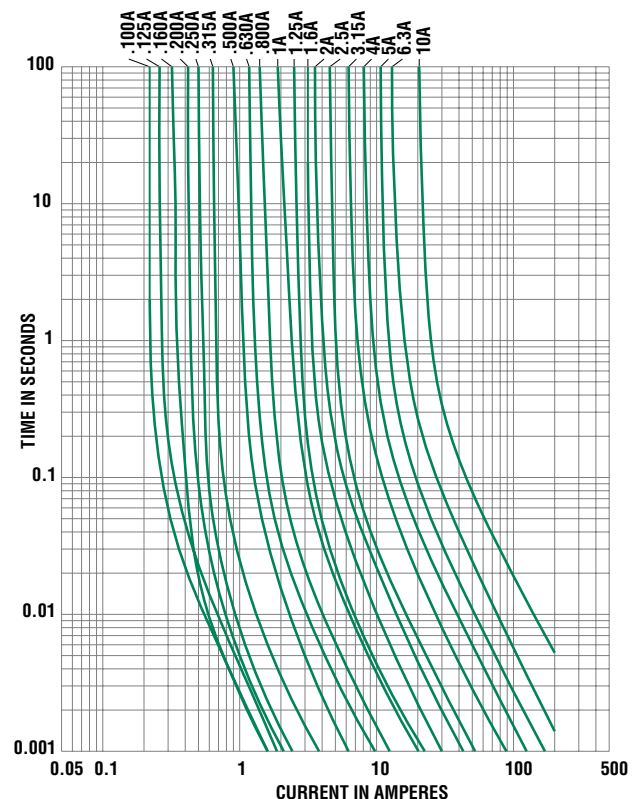
INTERRUPTING RATING: 1500 amperes.

ORDERING INFORMATION:

| Cartridge Catalog Number | Axial Lead Catalog Number | Ampere Rating | Voltage Rating | Nominal Resistance Cold Ohms | Nominal Melting I ² t A ² Sec. |
|--------------------------|---------------------------|---------------|----------------|------------------------------|--|
| 216.050 | 226.050 | .050 | 250 | 15.90 | 0.00019 |
| 216.063 | 226.063 | .063 | 250 | 10.45 | 0.00055 |
| 216.080 | 226.080 | .080 | 250 | 7.89 | 0.00086 |
| 216.100 | 226.100 | .100 | 250 | 5.42 | 0.0033 |
| 216.125 | 226.125 | .125 | 250 | 3.68 | 0.0056 |
| 216.160 | 226.160 | .160 | 250 | 5.20 | 0.0018 |
| 216.200 | 226.200 | .200 | 250 | 3.35 | 0.0045 |
| 216.250 | 226.250 | .250 | 250 | 2.35 | 0.0092 |
| 216.315 | 226.315 | .315 | 250 | 1.85 | 0.015 |
| 216.400 | 226.400 | .400 | 250 | 1.67 | 0.028 |
| 216.500 | 226.500 | .500 | 250 | 1.20 | 0.045 |
| 216.630 | 226.630 | .630 | 250 | 0.790 | 0.097 |
| 216.800 | 226.800 | .800 | 250 | 0.588 | 0.18 |
| 216 001 | 226 001 | 1 | 250 | 0.228 | 0.19 |
| 216 1.25 | 226 1.25 | 1.25 | 250 | 0.153 | 0.49 |
| 216 01.6 | 226 01.6 | 1.6 | 250 | 0.108 | 1.04 |
| 216 002 | 226 002 | 2 | 250 | 0.0770 | 1.92 |
| 216 02.5 | 226 02.5 | 2.5 | 250 | 0.0575 | 2.77 |
| 216 3.15 | 226 3.15 | 3.15 | 250 | 0.0333 | 7.85 |
| 216 004 | 226 004 | 4 | 250 | 0.0243 | 15.4 |
| 216 005 | 226 005 | 5 | 250 | 0.0168 | 28.2 |
| 216 06.3 | 226 06.3 | 6.3 | 250 | 0.0125 | 57.9 |
| 216 008 | 226 008 | 8* | 250 | 0.0120 | 66.1 |
| 216 010 | 226 010 | 10* | 250 | 0.00775 | 158.5 |

*IEC Standards for 5 x 20mm fuses do not include ratings above 6.3 amperes, but are under consideration.

Average Time Current Curves



¹ 226 Series is used for North American ordering.