

Features

- Frequency Range: 8 – 900 MHz
- Impedance Ratio: 1:4, Unbalanced to Balanced
- Industry Standard SMT package
- Available in Tape-and –Reel
- Low Cost

SURFACE MOUNT TRANSFORMER



Description

The XFK-0901-4W transformer is designed for applications that require small, low cost, and highly reliable surface mount components. Applications may be found in broadband, wireless and other communications systems.

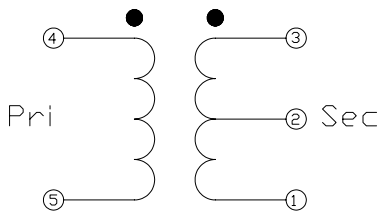
Specifications

Parameter	Minimum	Maximum
Frequency Range (MHz)	8	900
Insertion Loss <1dB	-	-
Insertion Loss <2dB	8	900
Insertion Loss <3dB	-	-
Impedance ratio	1:4	
Type	Unbalanced to Balanced	

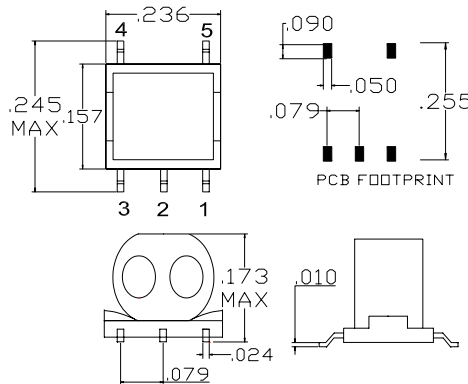
Absolute Maximum Ratings

Parameter	Maximum
RF Power	+33 dBm
Operating Temperature	-55 to +100 °C
Storage Temperature	-55 to +100 °C
Re-flow Temperature	+ 240 °C

Schematic



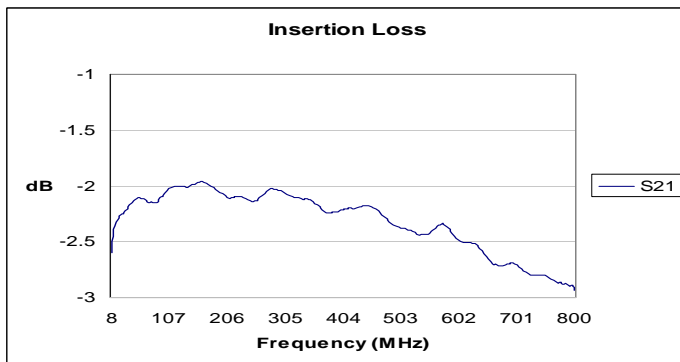
Package – S01



Pin Functions

Function	Pin
SECONDARY	1
SECONDARY CT	2
SECONDARY DOT	3
PRIMARY DOT	4
PRIMARY	5

Typical Test Data – Insertion Loss of two units back-to-back @ 25°C. Primary Impedance 50 Ohms.



Specifications and information on this data sheet are subject to change without notice.