

ISDN MAGNETICS

Dual Surface S Interface Mount Transformers



TM9924

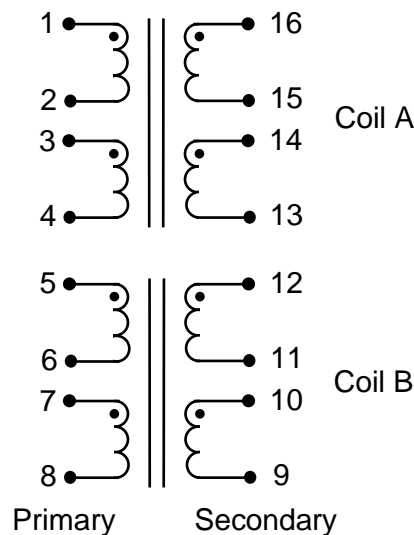
- Excellent longitudinal balance
- Minimum interwinding breakdown voltage of 2000 Vrms

ELECTRICAL SPECIFICATIONS at 25° C

Part Number	Turns Ratio ± 3%		Primary Inductance OCL mH min	Leakage Inductance μH max		Interwinding Capacitance pF max	CD Primary pF max		DCR Ω max			
	Coil A	Coil B	Coil A & B	Coil A	Coil B	Coil A & B	Coil A	Coil B	Primary		Secondary	
									Coil A	Coil B	Coil A	Coil B
S559-6200-00	1 : 2.5	1 : 2.5	22	40	40	100	110	110	2.5	2.5	5.8	5.8
S559-6200-01	1 : 2	1 : 2	22	15	15	100	80	80	2.3	2.3	4.0	4.0
S559-6200-02	1 : 1	1 : 1	22	5	5	100	40	40	2.4	2.4	2.4	2.4
S559-6200-03	1 : 1.853	1 : 1.853	22	15	15	100	80	80	2.5	2.5	4.3	4.3
S559-6200-04	1 : 1.8	1 : 1.8	22	15	15	100	140	140	2.5	2.5	4.2	4.2
S559-6200-05	1 : 1	1 : 2	22	5	15	100	40	80	2.4	2.3	2.4	4.0

SCHEMATIC

S559-6200-00
S559-6200-01
S559-6200-02
S559-6200-03
S559-6200-04
S559-6200-05



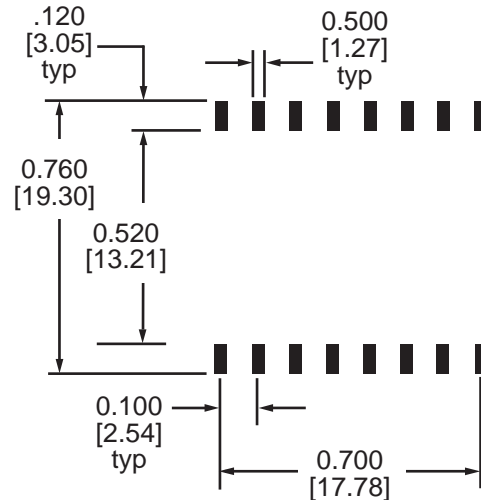
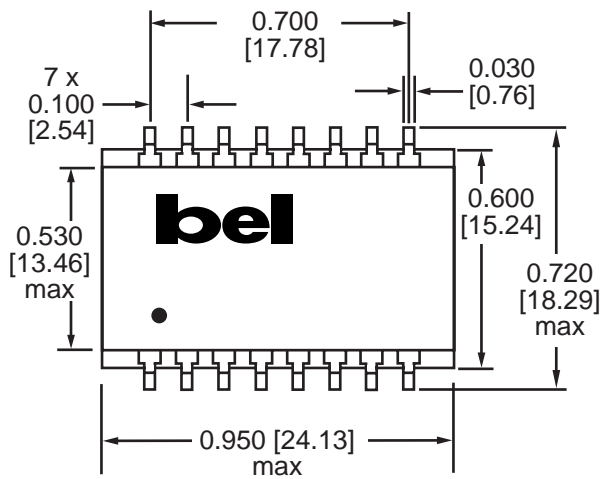
©1999 Bel Fuse Inc. Specifications subject to change without notice. 06.99

ISDN MAGNETICS

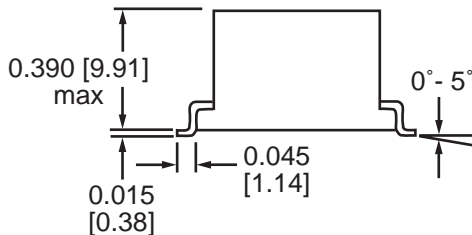
Dual Surface S Interface Mount Transformers

MECHANICAL

- S559-6200-00
- S559-6200-01
- S559-6200-02
- S559-6200-03
- S559-6200-04
- S559-6200-05



Suggested PCB Pad Layout



Dimensions are in inches [millimeters].
Standard dimension tolerance is ± 0.010 [0.25] unless otherwise noted.

CORPORATE

Bel Fuse Inc.
198 Van Vorst Street
Jersey City, NJ 07302
Tel 201-432-0463
Fax 201-432-9542
www.belfuse.com

FAR EAST

Bel Fuse Ltd.
8F / 8 Luk Hop Street
San Po Kong
Kowloon, Hong Kong
Tel 852-2328-5515
Fax 852-2352-3706
www.belfuse.com

EUROPE

Bel Fuse Europe Ltd.
Preston Technology Management Centre
Marsh Lane, Suite F23, Preston
Lancashire, PR1 8UD, U.K.
Tel 44-1772-556601
Fax 44-1772-888366
www.belfuse.com