

STEERING DIODE ARRAY

APPLICATIONS

- ✓ High Frequency Data Lines
- ✓ RS-232 & RS-422 Interface Networks
- ✓ Ethernet - 10/100 Base T
- ✓ Computer I/O Ports

IEC COMPATIBILITY (EN61000-4)


- ✓ 61000-4-2 (ESD): Air - 15kV, Contact - 8kV
- ✓ 61000-4-4 (EFT): 40A - 5/50ns
- ✓ 61000-4-5 (Surge): 12A, 8/20µs Level 1 (Line-Ground) & Level 2 (Line-Line)

FEATURES

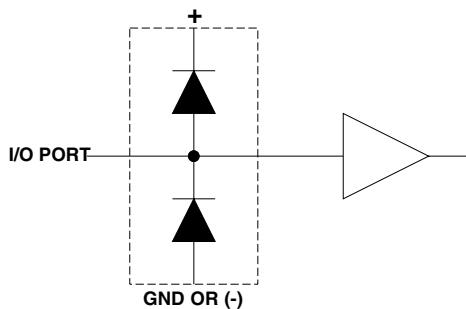
- ✓ 500 Milliwatt Continuous Power Dissipation
- ✓ ESD Protection > 40 kilovolts
- ✓ Monolithic Design
- ✓ Provides Protection for 8 I/O Lines
- ✓ Working Voltage > 50 Volts
- ✓ **LOW LEAKAGE CURRENT < 0.1µA**
- ✓ **ULTRA LOW CAPACITANCE: 5pF Per Diode**

MECHANICAL CHARACTERISTICS

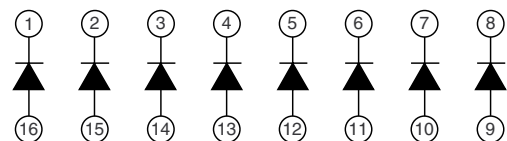
- ✓ Molded 16 Pin Dual-In-Line (DIP) Package
- ✓ Weight 1.2 grams (Approximate)
- ✓ Flammability Rating UL 94V-0
- ✓ Packaging: 25 Pieces Per Tube
- ✓ Marking: Logo, Part Number, Date Code & Pin One Defined By Dot on Top of Package



CIRCUIT DIAGRAM



PIN CONFIGURATION

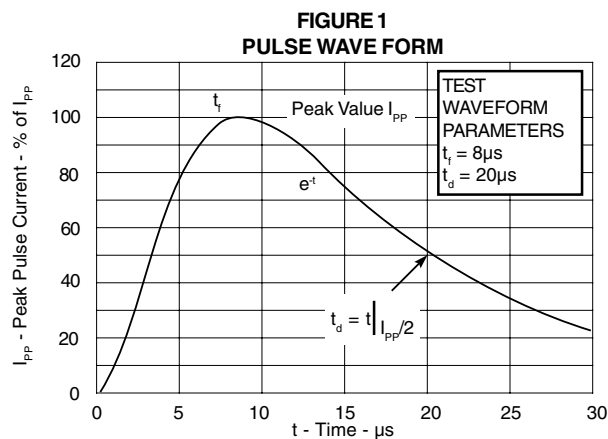


**8 ISOLATED DIODE ARRAY
8 LINES OF PROTECTION**

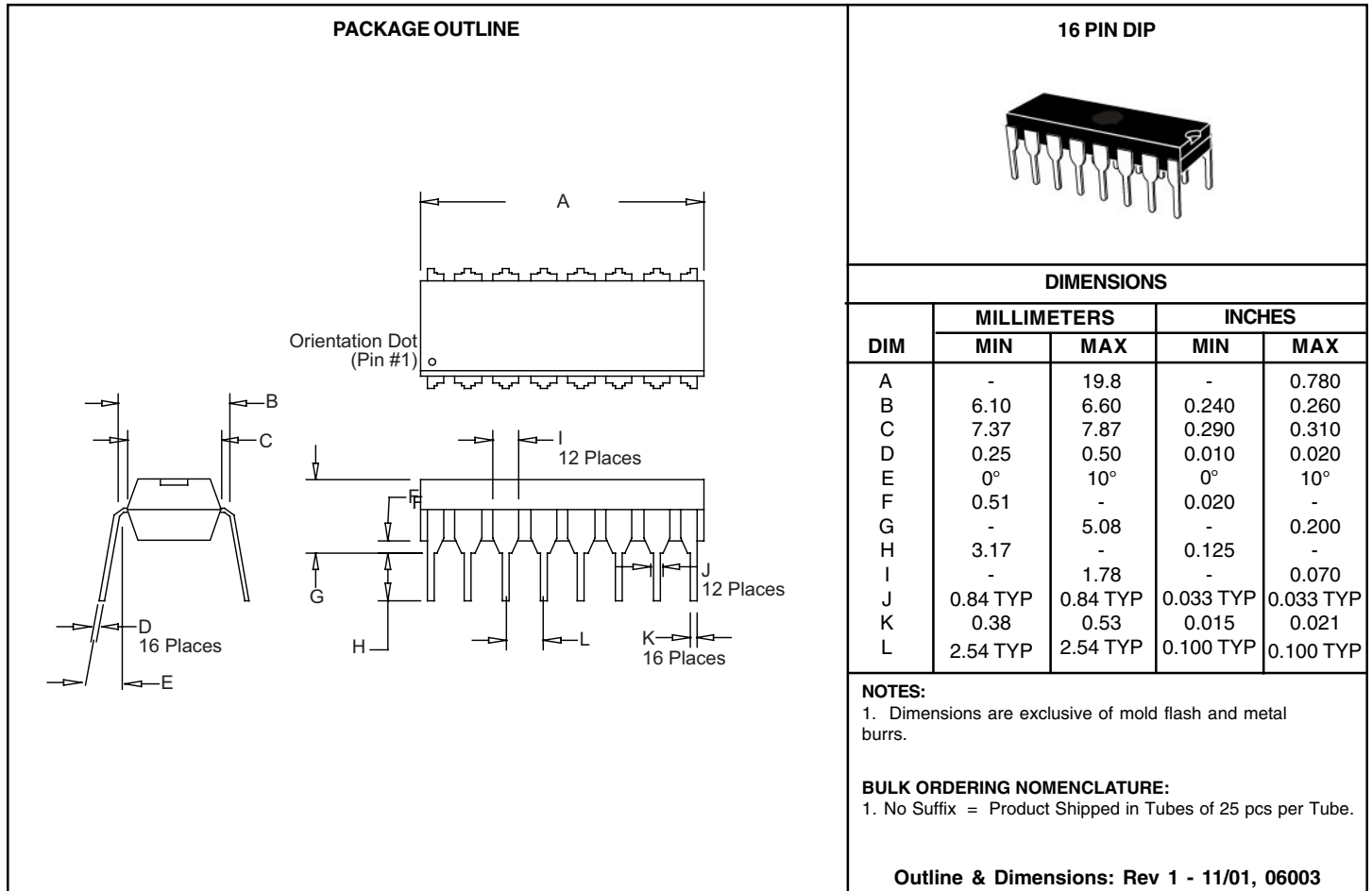
DEVICE CHARACTERISTICS

MAXIMUM RATINGS @ 25°C Unless Otherwise Specified			
PARAMETER	SYMBOL	VALUE	UNITS
Continuous Power Dissipation	P_{PK}	500	Milliwatts
Continuous Forward Current (Single Diode)	I_F	400	mA
Repetitive Peak Forward Current @ $t_p=5\mu s, F=50kHz$	I_{FRM}	700	mA
Operating Temperature	T_J	-55°C to 150°C	°C
Storage Temperature	T_{STG}	-55°C to 150°C	°C

ELECTRICAL CHARACTERISTICS PER LINE @ 25°C Unless Otherwise Specified					
PART NUMBER	REPETITIVE PEAK REVERSE VOLTAGE @ 10 μA V_{RRM} VOLTS	MAXIMUM FORWARD PEAK PULSE CURRENT @ 8/20 μs I_{FM} AMPS	MAXIMUM FORWARD VOLTAGE @ 100mA V_F VOLTS	MAXIMUM REVERSE LEAKAGE CURRENT V_{RRM} @ 40V I_R μA	MAXIMUM CAPACITANCE (Per Diode) @ 4V, 1 MHz C_i pF
MAD1108	50	12	1.2	0.1	5



PACKAGE OUTLINE & DIMENSIONS



COPYRIGHT © ProTek Devices 2005

SPECIFICATIONS: ProTek reserves the right to change the electrical and or mechanical characteristics described herein without notice (except JEDEC).

DESIGN CHANGES: ProTek reserves the right to discontinue product lines without notice, and that the final judgement concerning selection and specifications is the buyer's and that in furnishing engineering and technical assistance, ProTek assumes no responsibility with respect to the selection or specifications of such products.

ProTek Devices
 2929 South Fair Lane, Tempe, AZ 85282
 Tel: 602-431-8101 Fax: 602-431-2288
 E-Mail: sales@protekdevices.com
 Web Site: www.protekdevices.com