

● FEATURES

- SMALL SMD PACKAGE
- LOW JITTER
- 3rd OVERTONE CRYSTAL DESIGN

MODEL CE8450A

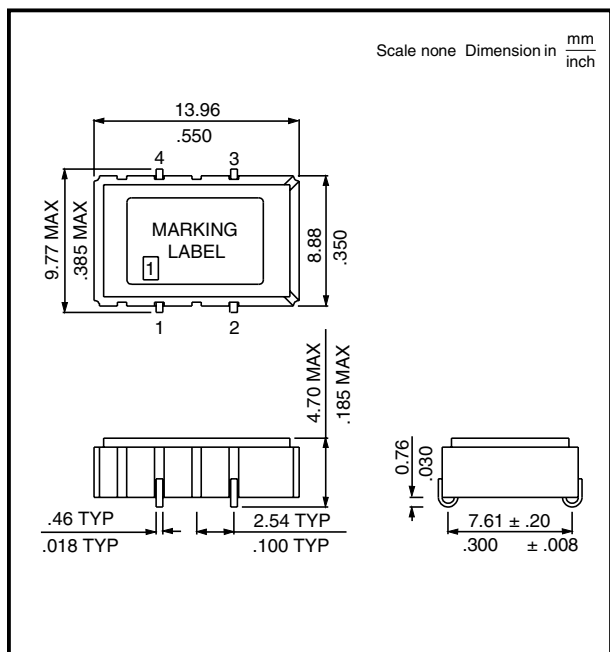
● SPECIFICATIONS

REVISION: C

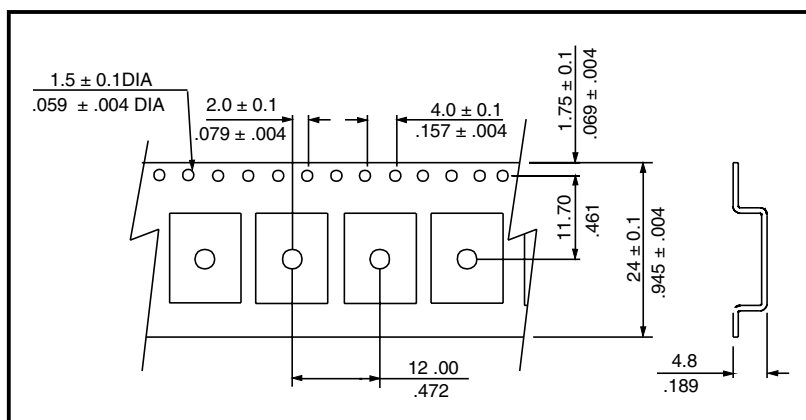
DATE: 4/3/03

PARAMETER	SYMBOL	CONDITIONS	VALUE	UNIT
SUPPLY VOLTAGE, NOMINAL	V _{cc}	V _{cc} ±5%	3.3	V
SUPPLY CURRENT, MAX	I _s	V _{cc} =3.3V, T _a =25°C, 15pF LOAD	70.0	mA
NOMINAL FREQUENCY	f _o	-	125.00, 133.00, 156.25 MHz	MHz
OVERALL FREQUENCY STABILITY MAX	Δf/f _c (T _a)	T _a =-40°C to +85°C, (REF. TO 25°C), V _{cc} =+3.3 VDC, 15pF LOAD	±50.0	PPM
HCMOS	VOH / VOL	LOAD=15pF; V _{cc} =3.3V	2.97 / 0.3	V
DUTY CYCLE	DC	LOAD, NOM. / 50% V _{cc}	40 TO 60	%
RISE & FALL TIME, MAX	t _r / t _f	20% TO 80% V _{out} , 80% TO 20% V _{out}	3	ns
ENABLE OPTION	(pin 1)	PIN 1 = "HIGH" OR OPEN	OSCILLATING	-
DISABLE OPTION	(pin 1)	PIN 1 = "LOW" OR GROUND	TRI-STATE (OUTPUT PIN HIGH-Z)	-
JITTER	J	F _j > 1 KHz, 1σ	1 pS RMS	pS
STORAGE TEMPERATURE	T _(store)	-	-55 TO +125	°C
ABSOLUTE VOLTAGE RANGES	V _{cc} , V _c (abs)	NON-DESTRUCTIVE, DC	-0.5 TO +7.0	V

● OUTLINE DRAWING



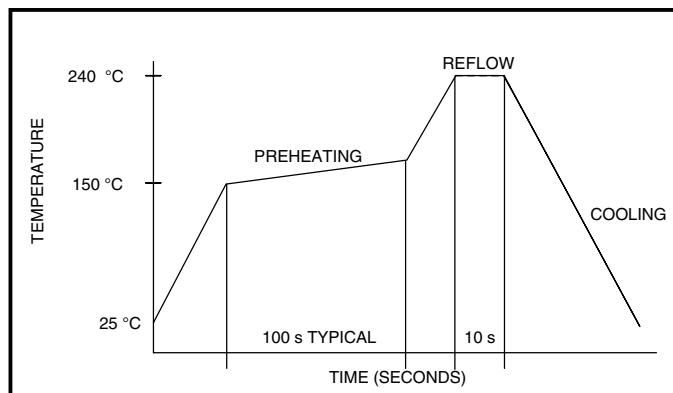
● CARRIER TAPE DIMENSIONS



● PIN CONNECTION

PIN	FUNCTION
1	N.C. OR E/D
2	CASE/GND
3	OUTPUT

● REFLOW SOLDERING PROFILE



● EXAMPLE:

CE8450A-D3-125.000-4