

C/A-542X ALPHA-NUMERIC DISPLAY


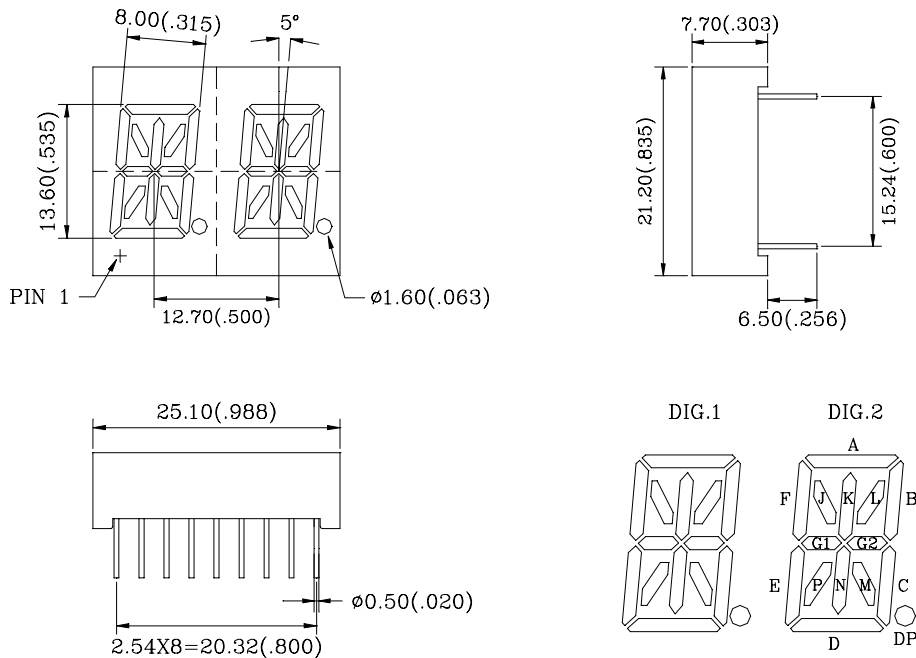
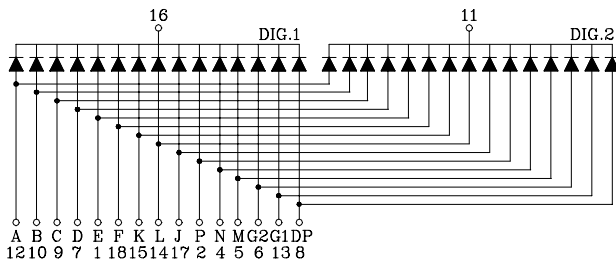
Shape	Part No.		Chip		Wave Length λ_p (nm)	Electro-Optical Characteristics			Fig. No.
	Common Cathode	Common Anode	Raw Material	Emitted Color		Vf(V)20mA		Iv(ucd)10mA	
						Typ.	Max.	Typ.	
	C-542H	A-542H	GaP	Red	700	2.1	2.8	700	D61
	C-542E	A-542E	GaAsP/GaP	Hi.effi Red	635	2.0	2.8	2000	
	C-542G	A-542G	GaP	Green	565	2.1	2.8	2000	
	C-542Y	A-542Y	GaAsP/GaP	Yellow	585	2.1	2.8	1600	
	C-542SR	A-542SR	GaAlAs	Super Red	660	1.8	2.4	10000	

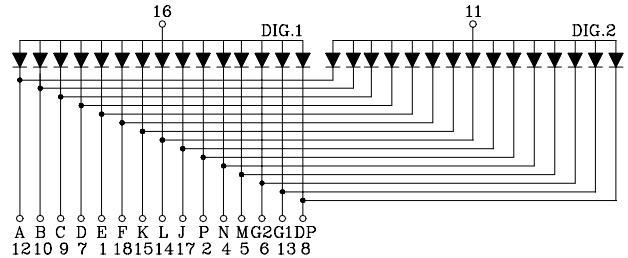
Fig.D61



C-542X



A-542X



- 1.All dimension are in millimeters (inches).
- 2.Tolerance is ± 0.25 mm (0.01") unless otherwise specified.