

ISOLATION TRANSFORMERS FOR STARLAN APPLICATIONS

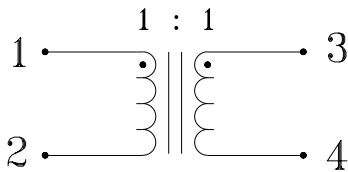
- Designed for IEEE 802.3 (Base 5) applications
- Single and dual designs
- High isolation voltage design, rated to 2000 Vrms
- Fast rise times

ELECTRICALS AT 25°C

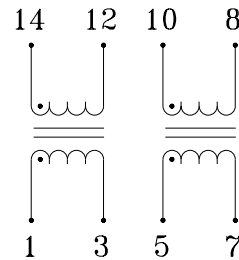
Part No.	Turns Ratio	Inductance Lp (mH) (+/- 20)	ET Constant (Vµs) Min	Rise Time (ns) Max	Coupling Capacitance C _{ww} (pF) Max	Leakage Inductance L _l (µH) Max	Pri/Sec DCR (ohms)		Package Style
							Max	Schematic	
0553-0033-AC	1:1	2.50	25	50	25	6.0	1.00	A	1
0553-0033-AJ	1:1	2.50	25	50	25	6.0	1.00	B	2
0553-3005-AC	1:1	2.50	25	20	40	0.8	1.00	A	1
0553-3005-AJ	1:1	2.50	25	20	40	0.8	1.00	B	2

SCHEMATICS

A

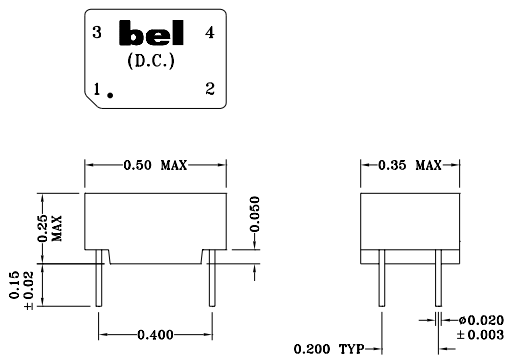


B

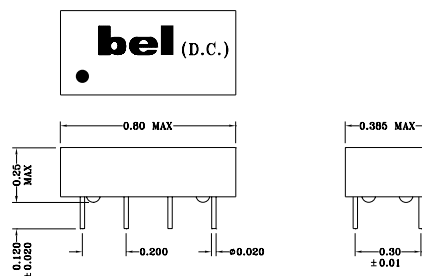


MECHANICALS

1



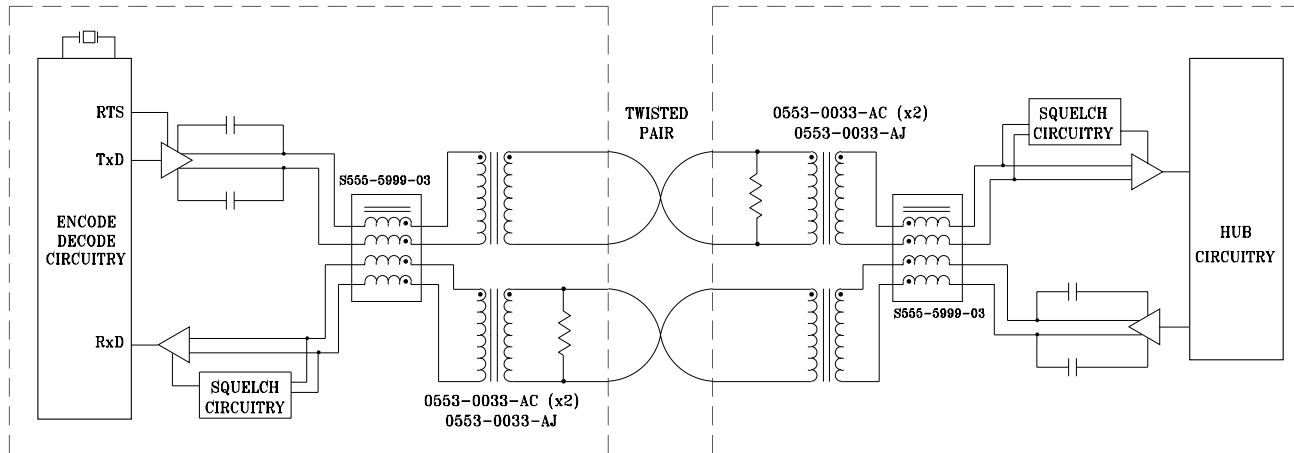
2



Specifications subject to change without notice.

**ISOLATION TRANSFORMERS
FOR STARLAN APPLICATIONS**

960034A

APPLICATION CIRCUIT**APPLICATION NOTES**

- Inductance is measured at 100KHz, IV RMS.
- Surface mount packaging is available.
- Separate 4 wire filter networks are available.
- Designed for both hub and node use.

Corporate Office**Bel Fuse Inc.**

198 Van Vorst Street, Jersey City, NJ 07302-4496
Tel: 201-432-0463
Fax: 201-432-9542
E-Mail: BelFuse@belfuse.com
Internet: <http://www.belfuse.com>

Far East Office**Bel Fuse Ltd.**

8F/8 Luk Hop Street
San Po Kong
Kowloon, Hong Kong
Tel: 852-2328-5515
Fax: 852-2352-3706

European Office**Bel Fuse Europe Ltd.**

Preston Technology Management Centre
Marsh Lane, Preston PR1 8UD
Lancashire, U.K.
Tel: 44-1772-556601
Fax: 44-1772-888366