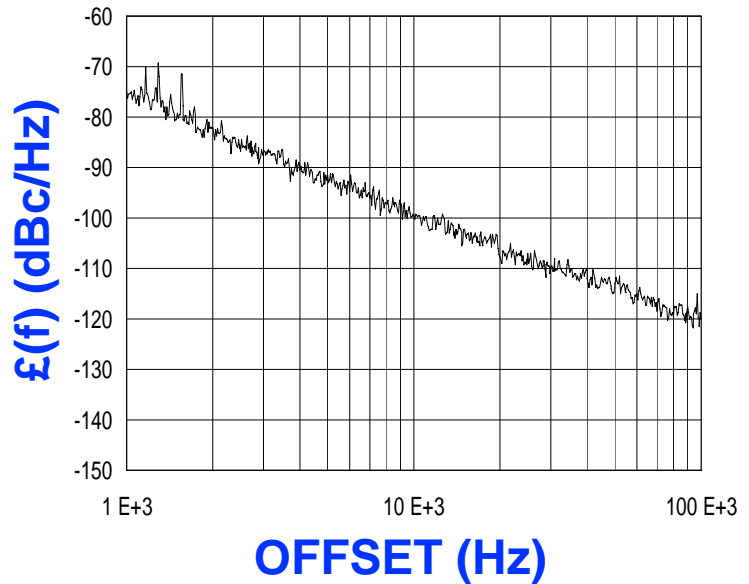


PHASE NOISE (1 Hz BW, typical)



FEATURES
<ul style="list-style-type: none"> • Frequency Range: 1100 - 2100 MHz • Tuning Voltage: 1 - 20 Vdc • MINI-14S- - Style Package
APPLICATIONS
<ul style="list-style-type: none"> • Satellite Communications • CATV Modems • Test Instrumentation

PERFORMANCE SPECIFICATIONS	VALUE	UNITS
Oscillation Frequency Range	1100 - 2100	MHz
Phase Noise @ 10 kHz offset (1 Hz BW, typ.)	-98	dBc/Hz
Harmonic Suppression (2nd, typ.)	-5	dBc
Tuning Voltage	1 - 20	Vdc
Tuning Sensitivity (avg.)	64	MHz/V
Power Output	5.5±2.5	dBm
Load Impedance	50	Ω
Input Capacitance (max.)	100	pF
Pushing	<5	MHz/V
Pulling (14dB Return Loss, Any Phase)	<8	MHz
Operating Temperature Range	-40 to 80	$^{\circ}\text{C}$
Package Style	MINI-14S-LOW	

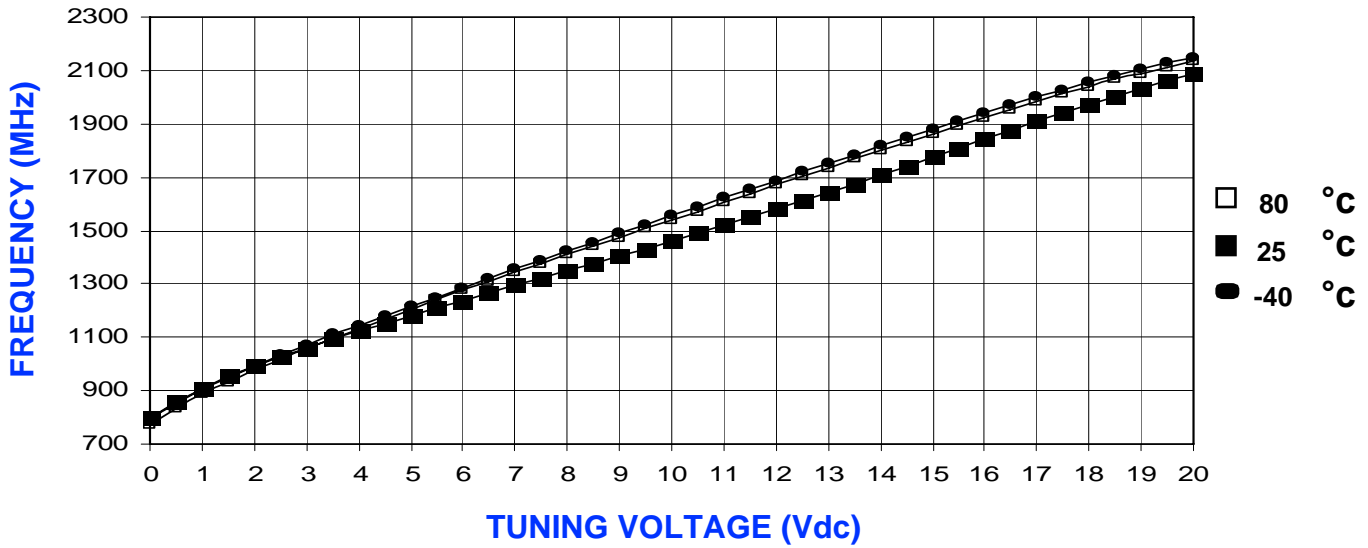
POWER SUPPLY REQUIREMENTS	VALUE	UNITS
Supply Voltage (Vcc, nom.)	10	Vdc
Supply Current (Icc, typ.)	15	mA

All specifications are typical unless otherwise noted and subject to change without notice.

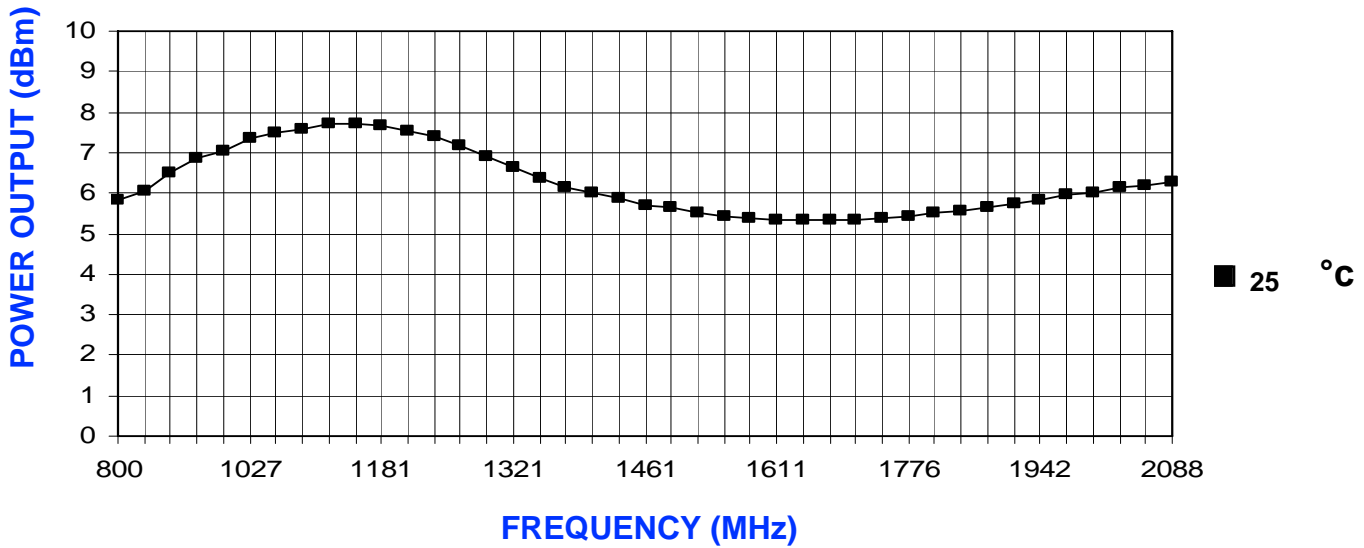
APPLICATION NOTES
<ul style="list-style-type: none"> • AN-100/1 : Mounting and Grounding of VCOs • AN-102 : Proper Output Loading of VCOs • AN-107 : How to Solder Z-COMM VCOs

NOTES:

TUNING CURVE, typ.



POWER CURVE, typ.



PHYSICAL DIMENSIONS

