

MBRF20S100CT

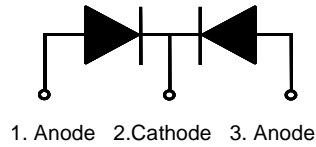

Schottky Barrier Rectifier

Features

- Low forward voltage drop
- High frequency properties and switching speed
- Guard ring for over-voltage protection

Applications

- Switched mode power supply
- Freewheeling diodes



Absolute Maximum Ratings T_a = 25°C unless otherwise noted

Symbol	Parameter	Value	Units
V _{RRM}	Maximum Repetitive Reverse Voltage	100	V
V _R	Maximum DC Reverse Voltage	100	V
I _{F(AV)}	Average Rectified Forward Current @T _C = 125°C	20	A
I _{FSM}	Non-Repetitive Peak Surge Current (per diode) 60Hz Single Half-Sine Wave	200	A
T _J , T _{STG}	Operating Junction and Storage Temperature	-65 to +150	°C

Thermal Characteristics

Symbol	Parameter	Value	Units
R _{θJC}	Maximum Thermal Resistance, Junction to Case (per diode)	2.8	°C/W

Electrical Characteristics T_C = 25°C unless otherwise noted

Symbol	Parameter	Value	Units	
V _{FM} *	Maximum Instantaneous Forward Voltage I _F = 10A I _F = 10A I _F = 20A I _F = 20A	T _C = 25°C	-	V
		T _C = 125°C	0.70	V
		T _C = 25°C	0.95	V
		T _C = 125°C	0.85	V
I _{RM} *	Maximum Instantaneous Reverse Current @ rated V _R	T _C = 25°C	0.1	mA
		T _C = 125°C	20	mA

* Pulse Test: Width = 300μs, Duty Cycle = 2%

Typical Performance Characteristics

Figure 1. Typical Forward Voltage Characteristics (per diode)

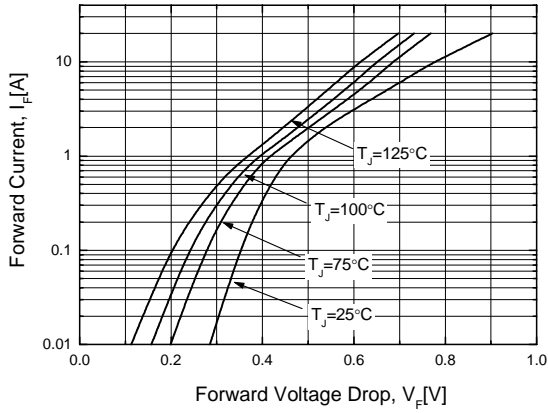


Figure 2. Typical Reverse Current vs. Reverse Voltage (per diode)

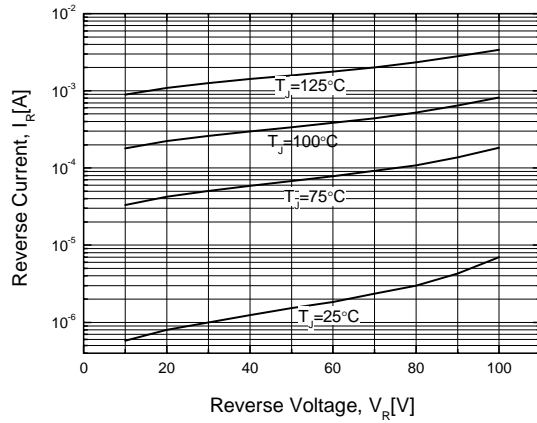


Figure 3. Typical Junction Capacitance (per diode)

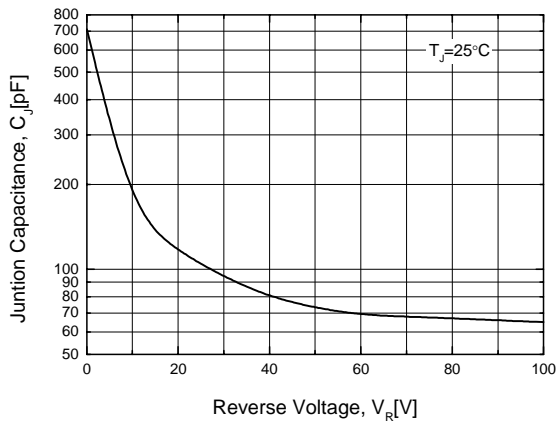


Figure 4. Forward Current Derating Curve

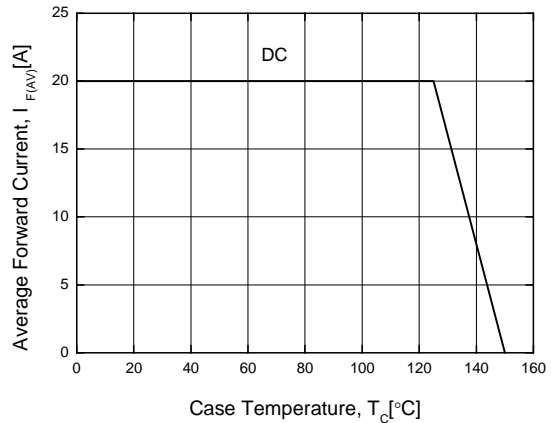
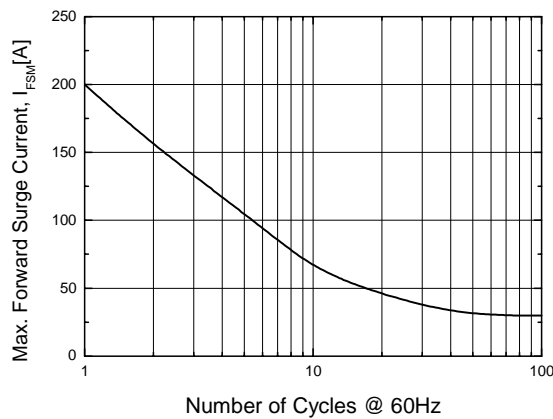
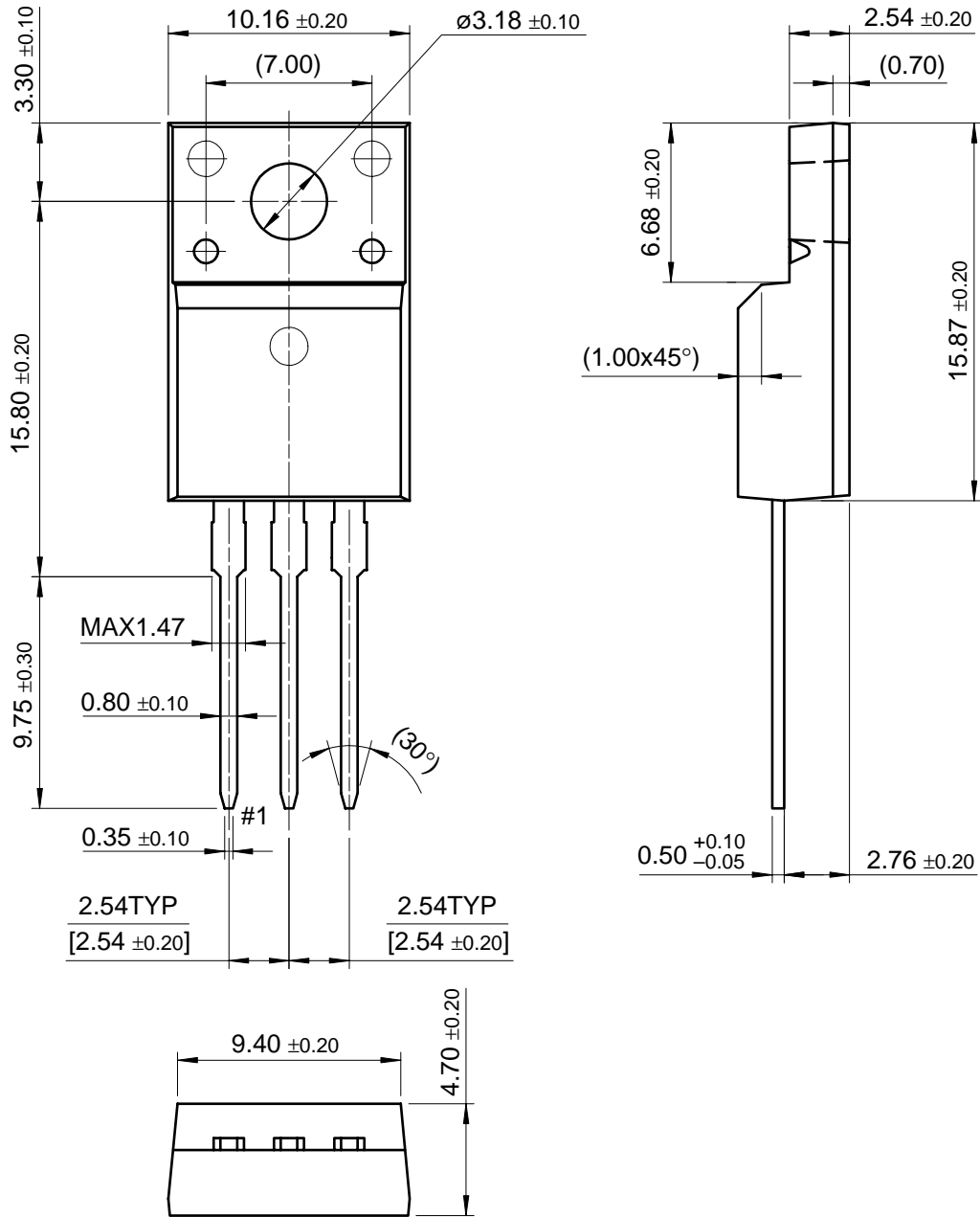


Figure 5. Non-Repetitive Surge Current (per diode)



Mechanical Dimensions

TO-220F



Dimensions in Millimeters

TRADEMARKS

The following are registered and unregistered trademarks Fairchild Semiconductor owns or is authorized to use and is not intended to be an exhaustive list of all such trademarks.

ACE ^x TM	FAST [®]	ISOPLANAR TM	PowerSaver TM	SuperSOT TM -8
ActiveArray TM	FAST ^r TM	LittleFET TM	PowerTrench [®]	SyncFET TM
Bottomless TM	FPS TM	MICROCOUPLER TM	QFET [®]	TinyLogic [®]
Build it Now TM	FRFET TM	MicroFET TM	QS TM	TINYOPTO TM
CoolFET TM	GlobalOptoisolator TM	MicroPak TM	QT Optoelectronics TM	TruTranslation TM
CROSSVOLT TM	GTO TM	MICROWIRE TM	Quiet Series TM	UHC TM
DOME TM	HiSeC TM	MSX TM	RapidConfigure TM	UltraFET [®]
EcoSPARK TM	I ² C TM	MSXPro TM	RapidConnect TM	UniFET TM
E ² CMOS TM	<i>i-Lo</i> TM	OCX TM	μSerDes TM	VCX TM
EnSigna TM	ImpliedDisconnect TM	OCXPro TM	SILENT SWITCHER [®]	Wire TM
FACT TM	IntelliMAX TM	OPTOLOGIC [®]	SMART START TM	
FACT Quiet Series TM		OPTOPLANAR TM	SPM TM	
Across the board. Around the world. TM		PACMAN TM	Stealth TM	
The Power Franchise [®]		POP TM	SuperFET TM	
Programmable Active Droop TM		Power247 TM	SuperSOT TM -3	
		PowerEdge TM	SuperSOT TM -6	

DISCLAIMER

FAIRCHILD SEMICONDUCTOR RESERVES THE RIGHT TO MAKE CHANGES WITHOUT FURTHER NOTICE TO ANY PRODUCTS HEREIN TO IMPROVE RELIABILITY, FUNCTION OR DESIGN. FAIRCHILD DOES NOT ASSUME ANY LIABILITY ARISING OUT OF THE APPLICATION OR USE OF ANY PRODUCT OR CIRCUIT DESCRIBED HEREIN; NEITHER DOES IT CONVEY ANY LICENSE UNDER ITS PATENT RIGHTS, NOR THE RIGHTS OF OTHERS.

LIFE SUPPORT POLICY

FAIRCHILD'S PRODUCTS ARE NOT AUTHORIZED FOR USE AS CRITICAL COMPONENTS IN LIFE SUPPORT DEVICES OR SYSTEMS WITHOUT THE EXPRESS WRITTEN APPROVAL OF FAIRCHILD SEMICONDUCTOR CORPORATION.

As used herein:

1. Life support devices or systems are devices or systems which, (a) are intended for surgical implant into the body, or (b) support or sustain life, or (c) whose failure to perform when properly used in accordance with instructions for use provided in the labeling, can be reasonably expected to result in significant injury to the user.
2. A critical component is any component of a life support device or system whose failure to perform can be reasonably expected to cause the failure of the life support device or system, or to affect its safety or effectiveness.

PRODUCT STATUS DEFINITIONS

Definition of Terms

Datasheet Identification	Product Status	Definition
Advance Information	Formative or In Design	This datasheet contains the design specifications for product development. Specifications may change in any manner without notice.
Preliminary	First Production	This datasheet contains preliminary data, and supplementary data will be published at a later date. Fairchild Semiconductor reserves the right to make changes at any time without notice in order to improve design.
No Identification Needed	Full Production	This datasheet contains final specifications. Fairchild Semiconductor reserves the right to make changes at any time without notice in order to improve design.
Obsolete	Not In Production	This datasheet contains specifications on a product that has been discontinued by Fairchild semiconductor. The datasheet is printed for reference information only.

Rev. I16