

ASSP

# Piezoelectric VCO (4 to 30 MHz)

## M2 Series (F100)

### ■ DESCRIPTION

The M2 series (F100) of VCO (Voltage Controlled Oscillator) apply to the frequency range 4-30 MHz.


The M2 series of VCO have a high reliability and wide controllable frequency ranges using a LiTaO<sub>3</sub> piezoelectric single crystal with high electromechanical coupling coefficient. Output level applies to CMOS type for digital interface.

### ■ FEATURES

- Wide frequency controllable range (Over than  $\pm 2000$  ppm)
- High carrier noise ratio
- Excellent temperature stability
- CMOS output level
- High reliability due to hermetic seal

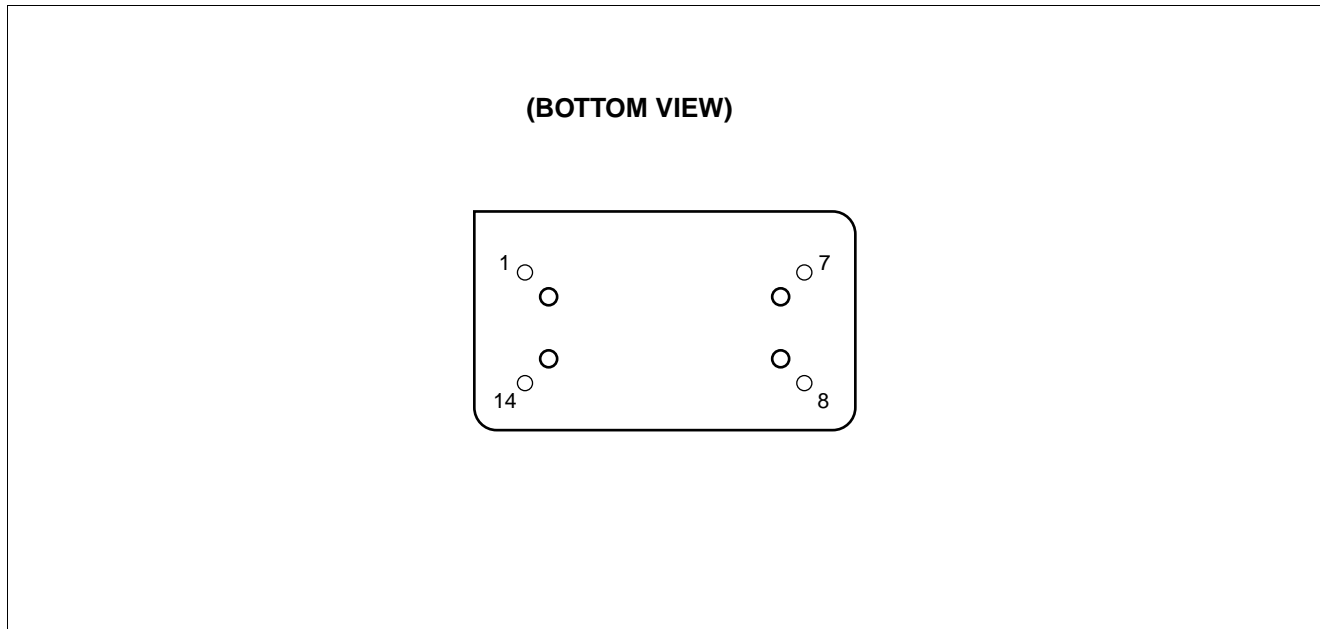
### ■ PACKAGE

14 pin DIP size, Metal can package



# M2 Series (F100)

## ■ PIN ASSIGNMENT



## ■ PIN DESCRIPTIONS

Pin Number	Symbol	Functions
1	$V_{IN}$	Input (Control voltage)
7	GND	Ground
8	$V_{OUT}$	Output
14	$V_{CC}$	$V_{CC}$

# M2 Series (F100)

## ■ ABSOLUTE MAXIMUM RATINGS (See WARNING)

Parameter	Symbol	Rating	Unit
Power supply voltage	$V_{CC}$	-0.5 to +7.0	V
Control voltage	$V_{IN}$	-0.5 to +7.0	V
Operating temperature	$T_a$	-10 to +70	°C
Storage temperature	$T_{stg}$	-40 to +100	°C
Frequency range	—	+4 to +30	MHz

**WARNING:** Permanent device damage may occur if the above **Absolute Maximum Ratings** are exceeded. Functional operation should be restricted to the conditions as detailed in the operational sections of this data sheet. Exposure to absolute maximum rating conditions for extended periods may affect device reliability.

## ■ RECOMMENDED OPERATING CONDITIONS

Parameter	Symbol	Value	Unit
Power supply voltage	$V_{CC}$	+4.75 to +5.25	V
Control voltage	$V_{IN}$	+0.0 to +5.0	V
Operating temperature	$T_a$	-10 to +70	°C

## ■ STANDARD FREQUENCIES

Frequency	Application	Part number
12.288 MHz	For audio	FAR-M2DB-12M288-F100
13.500 MHz	For video	FAR-M2DB-13M500-F100
14.318 MHz	For video	FAR-M2DB-14M318-F100
18.432 MHz	For audio	FAR-M2DB-18M432-F100
21.053 MHz	For video	FAR-M2DB-21M053-F100
24.576 MHz	For audio	FAR-M2DB-24M576-F100
25.175 MHz	For video	FAR-M2DB-25M175-F100
27.000 MHz	For video	FAR-M2DB-27M000-F100
28.636 MHz	For video	FAR-M2DB-27M636-F100

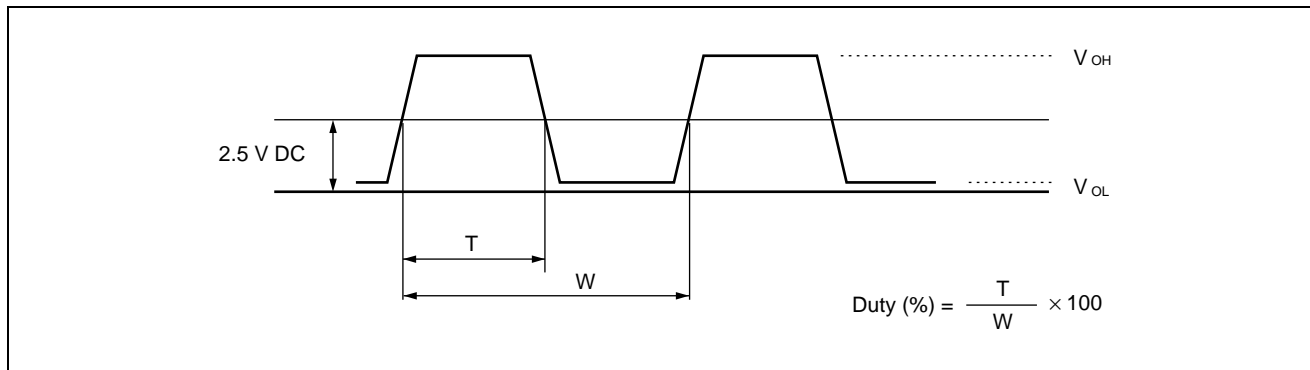
# M2 Series (F100)

## ELECTRICAL CHARACTERISTICS

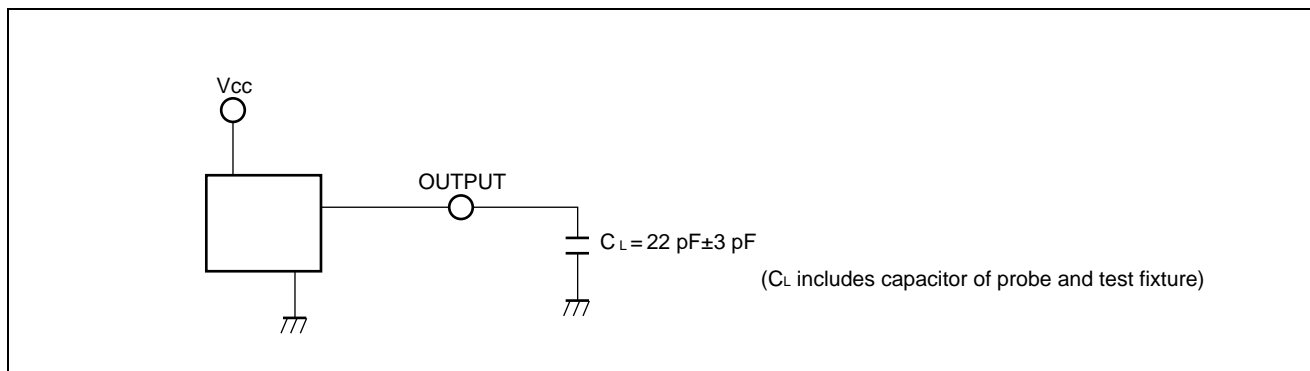
Unless otherwise specified Ta = +25 °C, Vcc = +5.0 V

Parameter	Symbol	Condition	Value			Unit	Remarks	
			Min.	Typ.	Max.			
Current consumption	I <sub>CC</sub>	Without load	—	9.0	15	mA		
Output voltage	"H"	V <sub>OH</sub>	V <sub>IN</sub> = 2.5 V	V <sub>CC</sub> - 0.5	5.0	—	V	
	"L"	V <sub>OL</sub>	V <sub>IN</sub> = 2.5 V	—	0	+0.5	V	
Duty ratio	DUTY	V <sub>IN</sub> = 2.5 V	40	50	60	%	*	
Initial deviation of oscillation frequency	Δf <sub>o</sub>	V <sub>IN</sub> = 2.5 V	-500	—	+500	ppm		
Oscillation frequency	f <sub>H</sub>	V <sub>IN</sub> = 4.5 V	+1600	—	—	ppm	Nominal frequency reference	
	f <sub>L</sub>	V <sub>IN</sub> = 0.5 V	—	—	-1600	ppm		
Frequency stability	Δf(V <sub>CC</sub> )	V <sub>CC</sub> = 4.75 V to 5.25 V V <sub>IN</sub> = 2.5 V	-100	—	+100	ppm	V <sub>CC</sub> = 5.0 V reference	
Frequency stability with temperature	Δf(T <sub>a</sub> )	V <sub>IN</sub> = 2.5 V (f <sub>o</sub> < 23 MHz)	-500	—	+500	ppm	25°C reference	
		V <sub>IN</sub> = 2.5 V (f <sub>o</sub> ≥ 23 MHz)	-400	—	+600	ppm	T <sub>a</sub> = -10 to +70°C	

\* : Duty Ratio



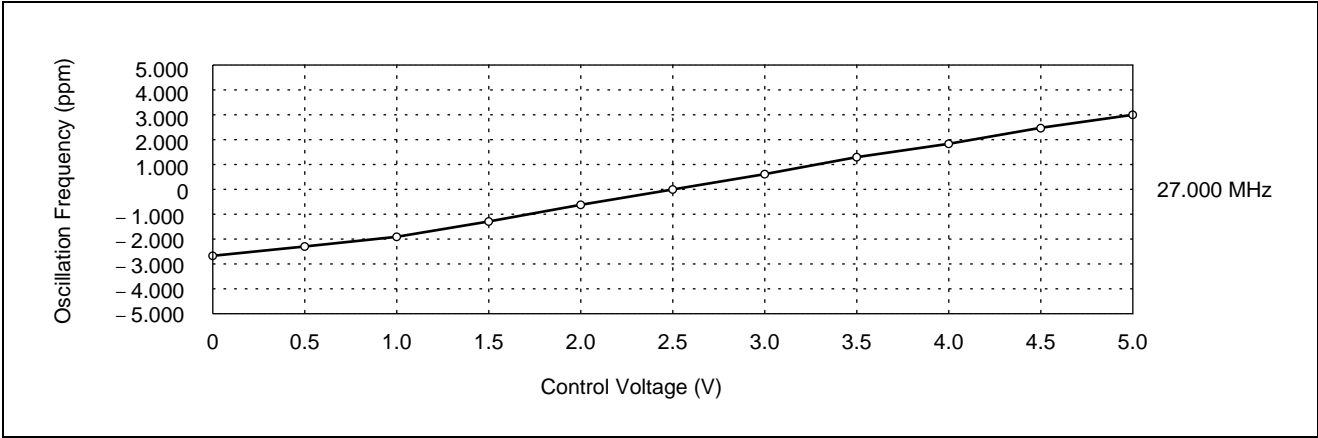
## MEASUREMENT CIRCUIT



## TYPICAL CHARACTERISTICS

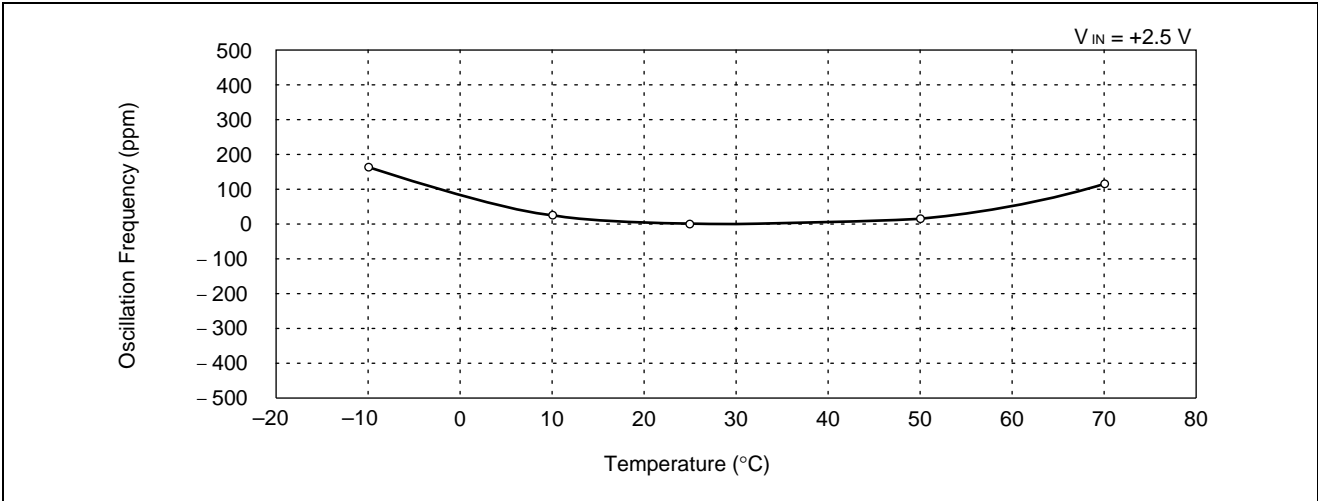
Part number : FAR-M2DB-27M000-F100

### 1. Oscillation Frequency vs. Control Votage



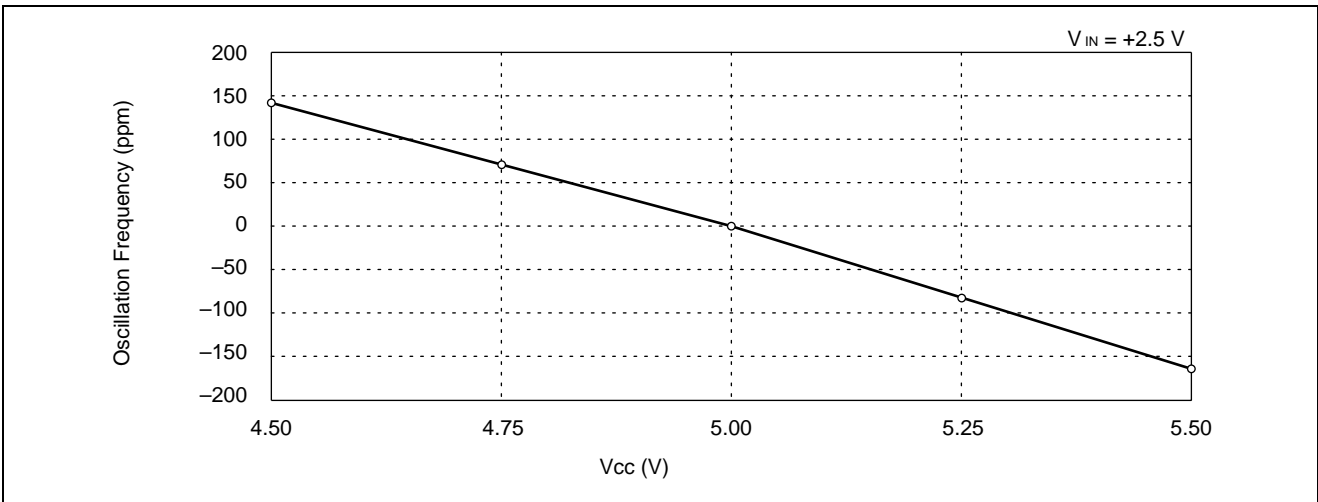
### 2. Frequency Stability With Temperature

(Ta = +25°C reference)



### 3. Frequency Stability vs. Vcc

(V<sub>CC</sub> = +50 reference)



# M2 Series (F100)

## ■ PART NUMBER DESIGNATION

[Designation example]

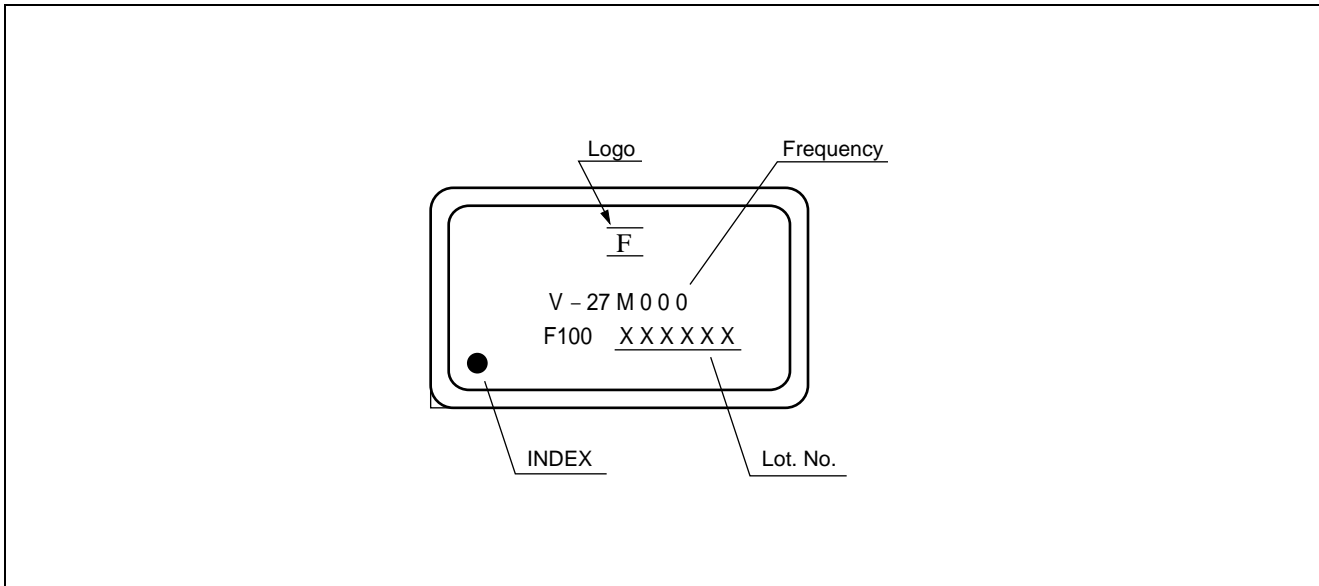
FAR – M2DB – □□□□□□ – F100

\*

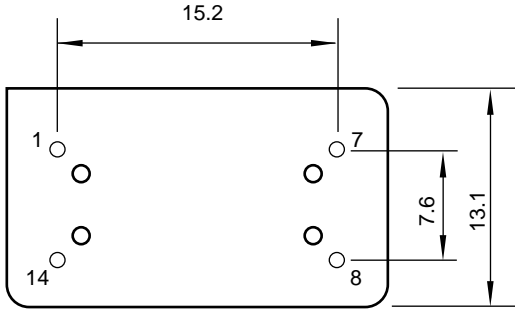
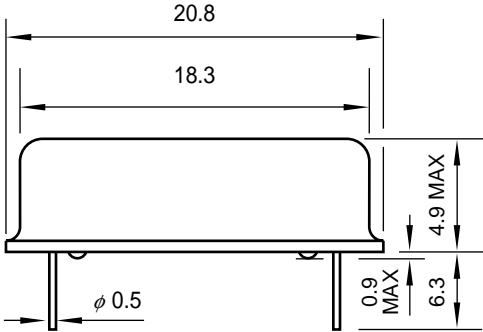
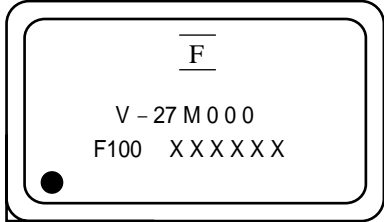
\* : Frequency designation : Specify the nominal frequency in six alphanumeric characters.  
Enter M at the decimal point.

[Example] 27.000 MHz → 27M000

## ■ MARKING



■ PACKAGE DIMENSION



Dimensions in mm.

# M2 Series (F100)

## FUJITSU LIMITED

All Rights Reserved.

The contents of this document are subject to change without notice. Customers are advised to consult with FUJITSU sales representatives before ordering.

The information and circuit diagrams in this document are presented as examples of semiconductor device applications, and are not intended to be incorporated in devices for actual use. Also, FUJITSU is unable to assume responsibility for infringement of any patent rights or other rights of third parties arising from the use of this information or circuit diagrams.

The products described in this document are designed, developed and manufactured as contemplated for general use, including without limitation, ordinary industrial use, general office use, personal use, and household use, but are not designed, developed and manufactured as contemplated (1) for use accompanying fatal risks or dangers that, unless extremely high safety is secured, could have a serious effect to the public, and could lead directly to death, personal injury, severe physical damage or other loss (i.e., nuclear reaction control in nuclear facility, aircraft flight control, air traffic control, mass transport control, medical life support system, missile launch control in weapon system), or (2) for use requiring extremely high reliability (i.e., submersible repeater and artificial satellite).

Please note that Fujitsu will not be liable against you and/or any third party for any claims or damages arising in connection with above-mentioned uses of the products.

Any semiconductor devices have an inherent chance of failure. You must protect against injury, damage or loss from such failures by incorporating safety design measures into your facility and equipment such as redundancy, fire protection, and prevention of over-current levels and other abnormal operating conditions.

If any products described in this document represent goods or technologies subject to certain restrictions on export under the Foreign Exchange and Foreign Trade Law of Japan, the prior authorization by Japanese government will be required for export of those products from Japan.

F9703

© FUJITSU LIMITED Printed in Japan