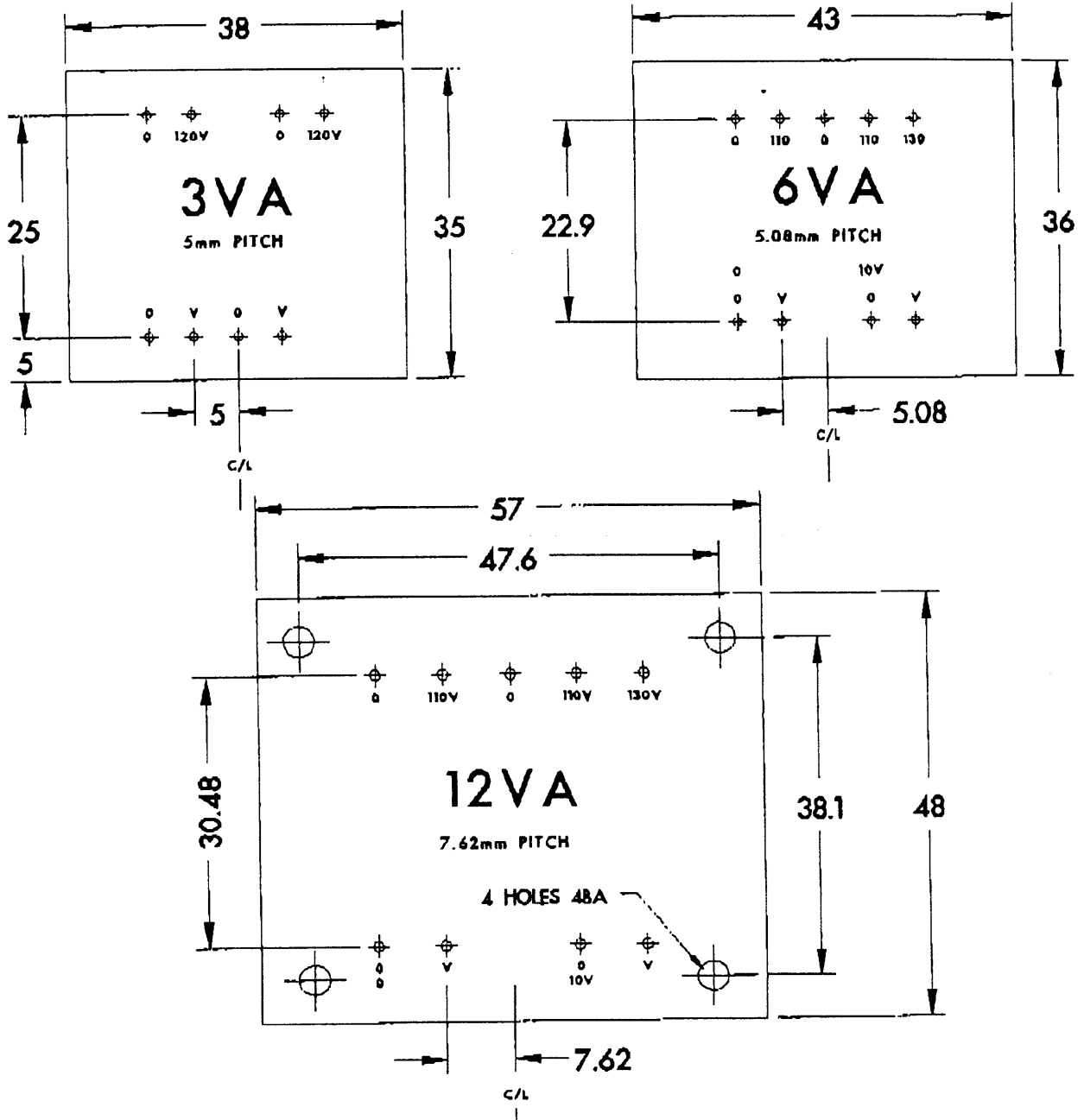


IF IN DOUBT - ASK

THIS IS A CAD DRAWING. ALL PRINTS ARE FOR REFERENCE ONLY. DO NOT AMMEND HARD COPIES. ALL CHANGES TO BE MADE TO ORIGINAL CAD DRAWING ONLY.

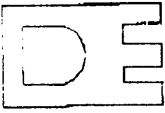

3VA-12VA 240V PCB RANGE



RATED VA	REG %	DIMENSIONS			PINS		WT. KG
		L.	W.	H.#	L	S	
3	20	38	35	30	5	1.0	0.13
6	28	43	36	35	5	1.0	0.18
12	12	57	48	45.5	5	1.7	0.43

ALL VIEWED ON PINS

ABOVE PCB

 DAGNALL ELECTRONICS	Shuttleworth Rd Bedford, Beds MK41 0EP Tel : 01234 330077 Fax : 01234 330088 email : engineering@dagnall.co.uk	Third Angle Projection 	DRAWING NAME OUTLINE DRAWINGS AND DATA	DRAWING No OLD-0007																	
	General Tolerance X = + 0.4mm Y, Z = + 0.2mm Y, Z, X = + 0.1mm	USED ON 3VA-12VA 240V PCB RANGE	FINISH	SCALE N.T.S	<table border="1"> <thead> <tr> <th>ISSUE</th> <th>DATE</th> <th>ENG</th> <th>E.C.N.</th> </tr> </thead> <tbody> <tr> <td>1</td> <td>22.02.00</td> <td>QJS</td> <td></td> </tr> <tr> <td></td> <td></td> <td></td> <td></td> </tr> <tr> <td></td> <td></td> <td></td> <td></td> </tr> </tbody> </table>	ISSUE	DATE	ENG	E.C.N.	1	22.02.00	QJS									
	ISSUE	DATE	ENG	E.C.N.																	
1	22.02.00	QJS																			
<small>THE PURCHASER IS THE HOLDER OF PATENT RIGHTS WHICH REMAIN THE PROPERTY OF THE SUPPLIER AND ALL THE RIGHTS RESERVED IN THE PATENT OR COPYRIGHT DOCUMENTS AND IN PATENT RIGHTS SHALL BE IN FULL FORCE AND EFFECT. THE PURCHASER SHALL BE RESPONSIBLE FOR THE PROTECTION OF HIS OWN PATENT RIGHTS AND SHALL INDEMNIFY THE SUPPLIER FROM AND AGAINST ALL SUCH CLAIMS AND DAMAGES. THE PURCHASER SHALL BE RESPONSIBLE FOR THE PROTECTION OF HIS OWN PATENT RIGHTS AND SHALL INDEMNIFY THE SUPPLIER FROM AND AGAINST ALL SUCH CLAIMS AND DAMAGES.</small>																					