

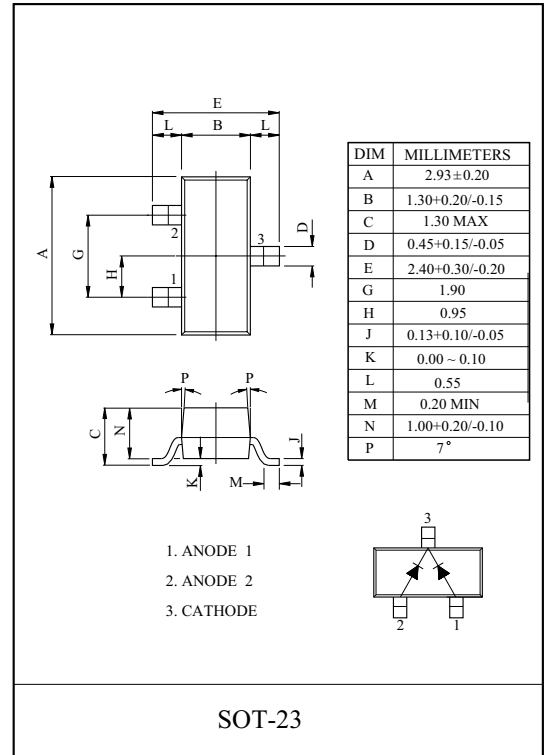
For high speed switching circuit.
For small current rectification.

FEATURES

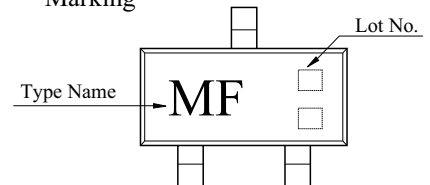
- Low Forward Voltage : $V_F \text{ max}=0.55\text{V}$.
- $I_O=200\text{mA}$ recification possible.

MAXIMUM RATING (Ta=25 °C)

CHARACTERISTIC	SYMBOL	RATING	UNIT
Repetitive Peak Reverse Voltage	V_{RRM}	30	V
Reverse Voltage	V_R	30	V
Average Forward Current	I_O	0.2	A
Non-repetitive peak surge current	I_{FSM}	1	A
Junction Temperature	T_j	125	°C
Storage Temperature	T_{stg}	-55 ~ 125	°C



Marking

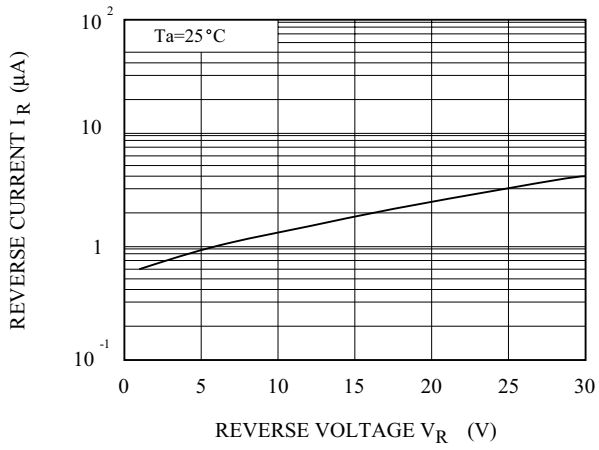


ELECTRICAL CHARACTERISTICS (Ta=25 °C)

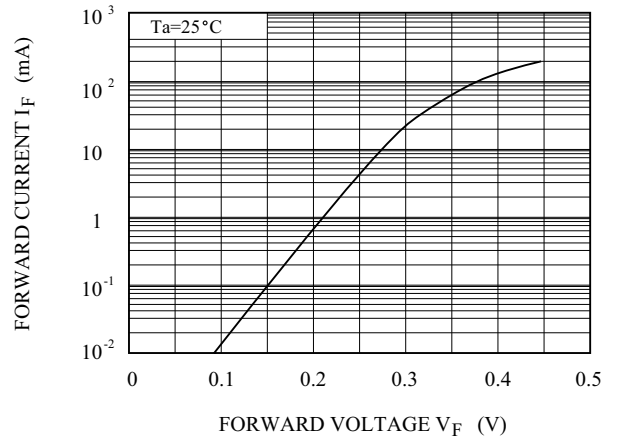
CHARACTERISTIC	SYMBOL	TEST CONDITION	MIN.	TYP.	MAX.	UNIT
Reverse Voltage	V_R	$I_R=1\text{mA}$	30	-	-	V
Forward Voltage	V_F	$I_F=0.2\text{A}$	-	-	0.55	V
Reverse Current	I_R	$V_R=30\text{V}$	-	-	50	μA
Total Capacitance	C_T	$V_R=10\text{V}, f=1\text{MHz}$	-	13	-	pF
Reverse Recovery Time	t_{rr}	$I_R=I_F=10\text{mA}$	-	3	-	nS

KDR721S

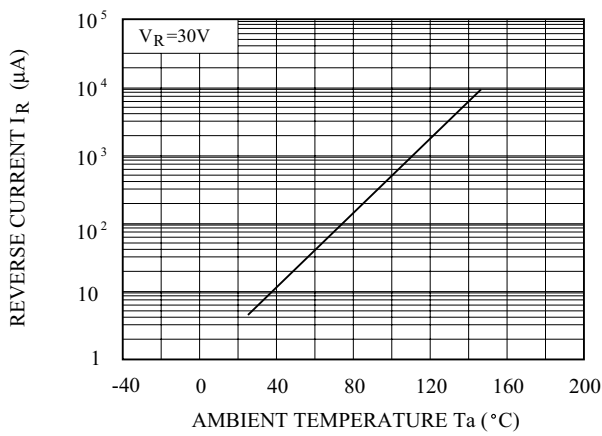
$I_R - V_R$



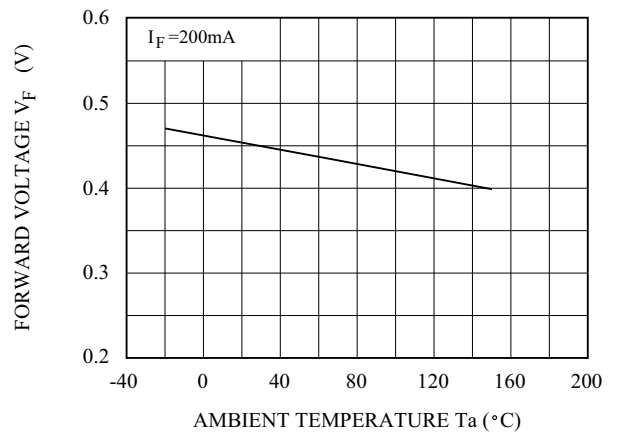
$I_F - V_F$



$I_R - T_a$



$V_F - T_a$



$C_T - V_R$

