

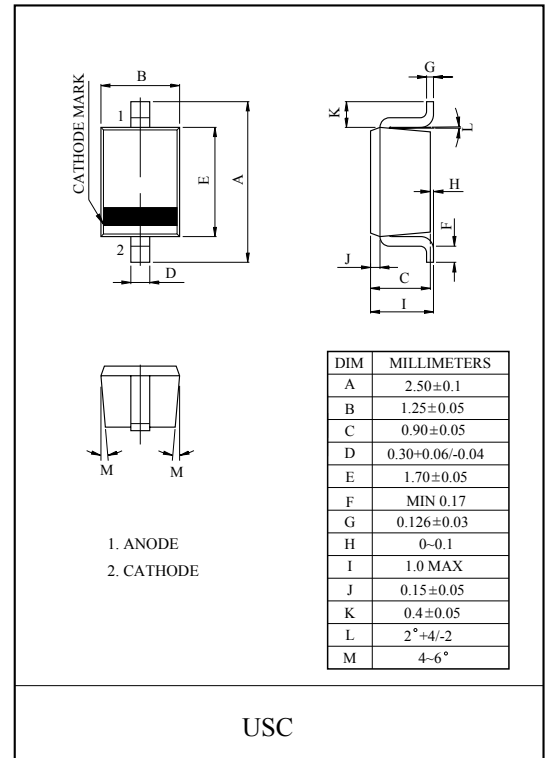
VCO FOR UHF/VHF BAND.

FEATURES

- High Capacitance Ratio : $C_{1V}/C_{4V} = 2.0(\text{Min.})$
- Low Series Resistance : $r_s = 0.45\Omega (\text{Max.})$

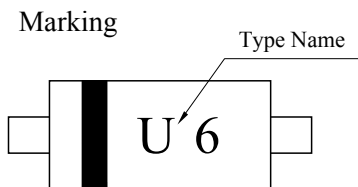
MAXIMUM RATING (Ta=25°C)

| CHARACTERISTIC | SYMBOL | RATING | UNIT |
|---------------------------|-----------|-----------|------|
| Reverse Voltage | V_R | 15 | V |
| Junction Temperature | T_j | 150 | °C |
| Storage Temperature Range | T_{stg} | -55 ~ 150 | °C |



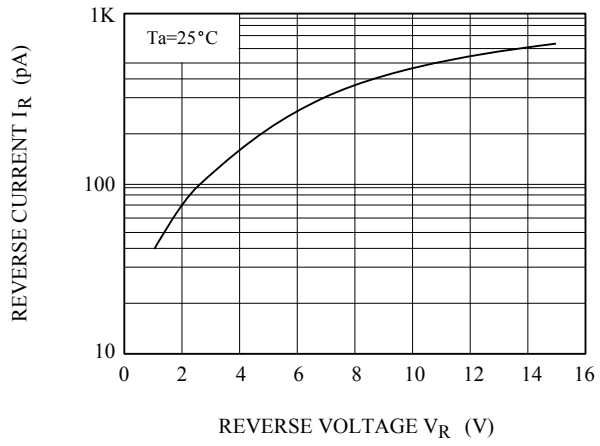
ELECTRICAL CHARACTERISTICS (Ta=25°C)

| CHARACTERISTIC | SYMBOL | TEST CONDITION | MIN. | TYP. | MAX. | UNIT |
|-------------------|----------|------------------------|------|------|------|----------|
| Reverse Voltage | V_R | $I_R = 1\mu A$ | 15 | - | - | V |
| Reverse Current | I_R | $V_R = 10V$ | - | - | 10 | nA |
| Capacitance | C_{1V} | $V_R = 1V, f = 1MHz$ | 19.0 | - | 21.0 | pF |
| | C_{4V} | $V_R = 4V, f = 1MHz$ | 8.5 | - | 10.0 | |
| Capacitance Ratio | K | - | 2.0 | - | - | |
| Series Resistance | r_s | $V_R = 1V, f = 470MHz$ | - | - | 0.45 | Ω |



KDV258

$I_R - V_R$



$C - V_R$

