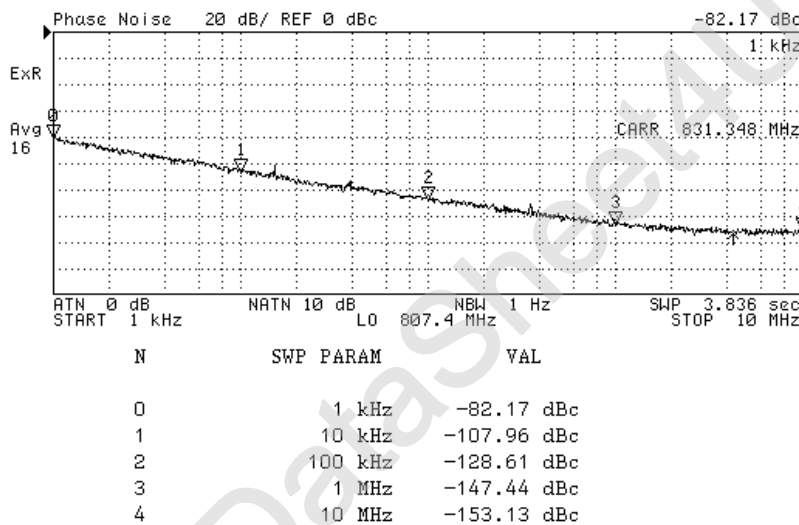
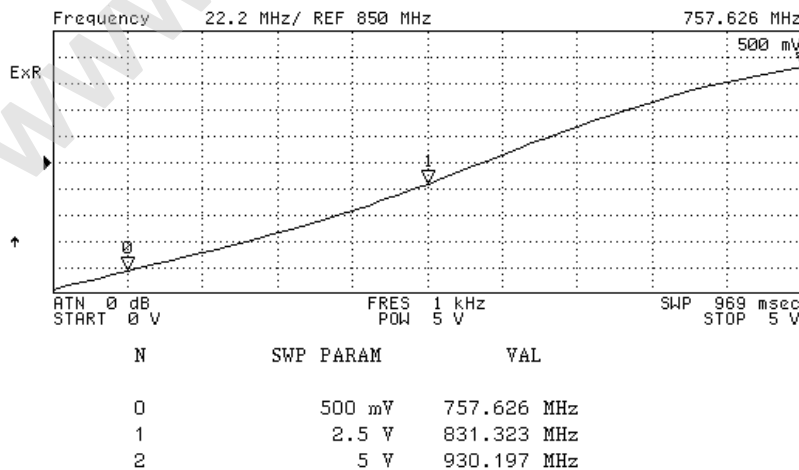


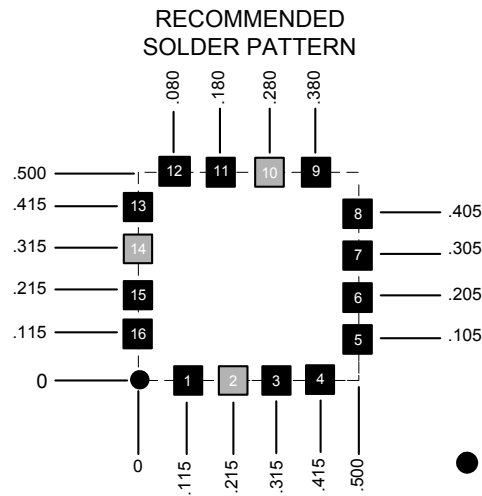
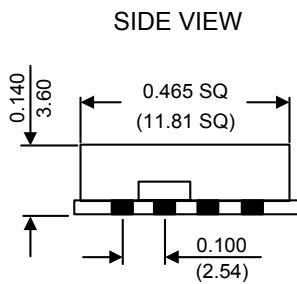
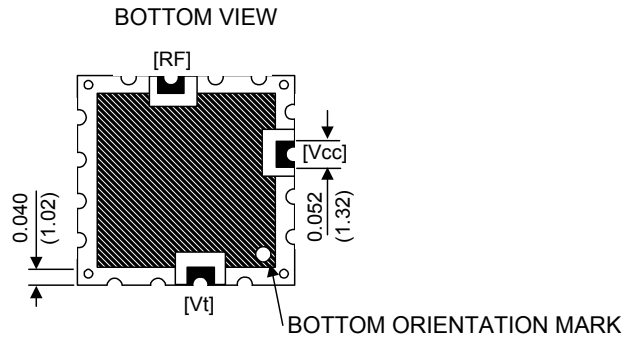
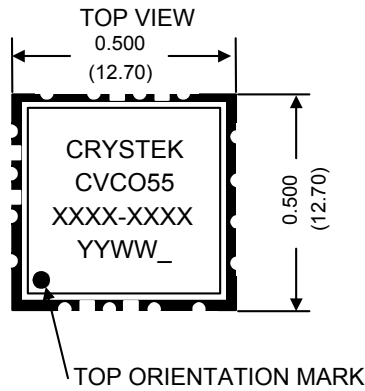
AVAILABLE PERFORMANCE SPECIFICATION	MIN	TYP	MAX	UNITS
Lower Frequency:			805	MHz
Upper Frequency:	900			
Tuning Voltage:	0.5		5	VDC
Supply Voltage:	4.75	5.0	5.25	VDC
Output Power:	-1	2.0	+5.0	dBm
Supply Current:		20		mA
Harmonic Suppression (2nd Harmonic):		-15		dBc
Pushing:		1	2	MHz/V
Pulling, all Phases:		1	2	MHz
Tuning Sensitivity:		30		MHz/V
Phase Noise: @ 10kHz offset:		-105	-100	dBc/Hz
Load Impedance:		50		Ω
Input Capacitance:			50	pF
Operating Temperature Range:	-40		+85	$^{\circ}\text{C}$

Phase Noise (1 Hz BW, Typical)



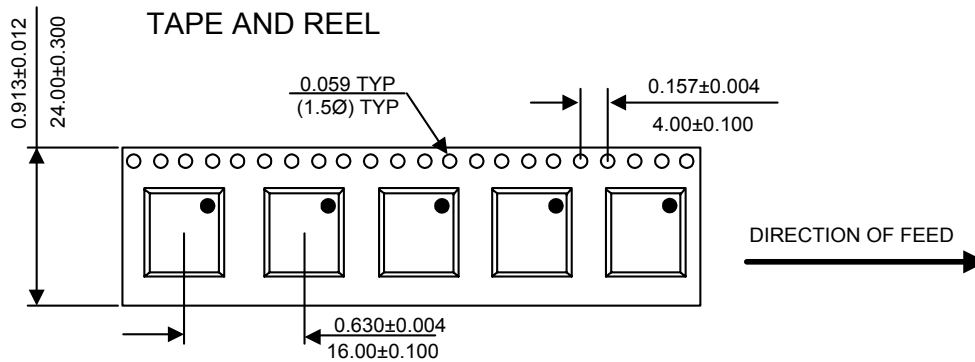
Tuning Curve, Typical





Pad	Connection
2	Vt
10	RF-OUTPUT
14	Vcc
Others	GROUND

- Unless otherwise specified, Dimensions are in: IN (mm)
- Recommended Solder Pattern dimension are in: Inches



Drawing not to scale

Product Control:			
Crystek Part Number:	CVCO55CL-0805-0900	Release Date:	11-Jan-06
Revision Level:	B	Responsible:	C. Vales