

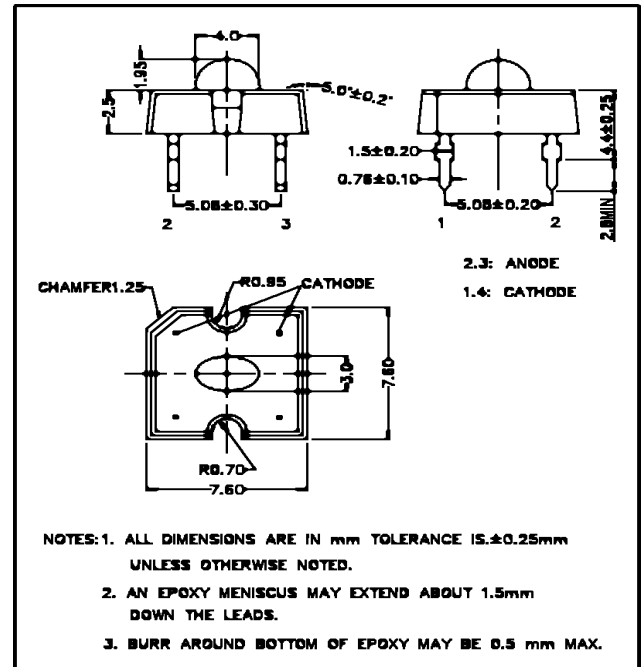
LP476PBG1-90G

Features

4 Pin Plastic Package
 High Current Operation
 High Flux Output
 Low Profile
 Water Clear Lens
 PRELIMINARY SPEC

Applications

Indicators
 Illumination



Maximum Ratings (Ta=25°C)

Characteristic	Symbol	Max.	Unit
Forward Current	I _F	30	mA
Reverse Voltage	V _R	5	V
Power Dissipation	P _D	120.00	mW
Operating Temperature	T _{opr}	-20 ~ +75	°C
Storage Temperature	T _{stg}	-30 ~ +80	°C
Soldering Temperature	T _{sol}	260	°C
Soldering Time	-	for 3 sec. max	-



ATTENTION
 OBSERVE PRECAUTIONS
 ELECTROSTATIC
 SENSITIVE DEVICES

Opto-Electrical Characteristics (Ta=25°C)

Characteristic	Symbol	Test Condition	Min	Typ	Max	Unit
Forward Voltage	V _F	I _F =30mA	3.60	4.00	4.60	V
Reverse Current	I _R	V _R =5V	-	-	100	μA
Luminous Intensity	I _v	I _F =30mA	1100.00	2000.00	-	mcd
Viewing Angle	2θ ^{1/2}	-	-	90° x 35°	-	deg.
Peak Wavelength	λ _p	I _F =30mA	-	502	-	nm
Dominant Wavelength	λ _d	I _F =30mA	-	505	-	nm
Spectral Line Half Width	Δλ	I _F =30mA	-	38	-	nm

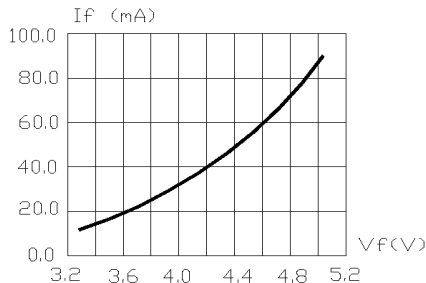


FIG.1 FORWARD CURRENT VS. FORWARD VOLTAGE.

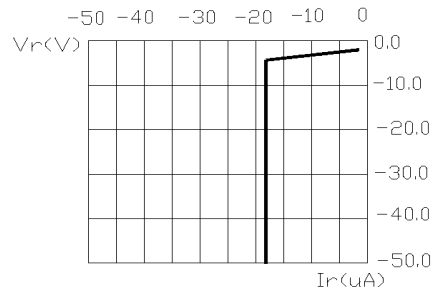


FIG.2 REVERSE CURRENT VS. REVERSE VOLTAGE.

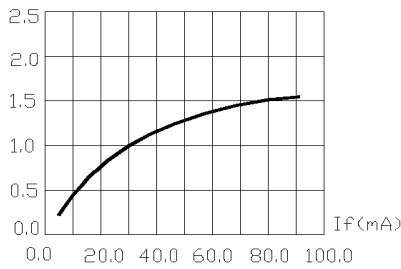


FIG.3 RELATIVE LUMINOUS FLUX VS. FORWARD CURRENT.

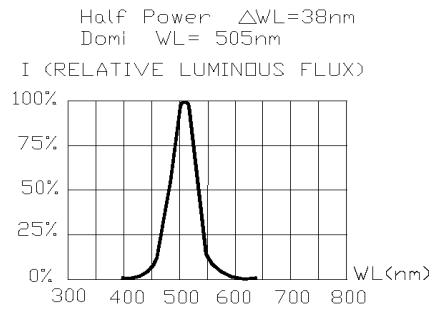


FIG.4 RELATIVE LUMINOUS FLUX VS. WAVELENGTH.

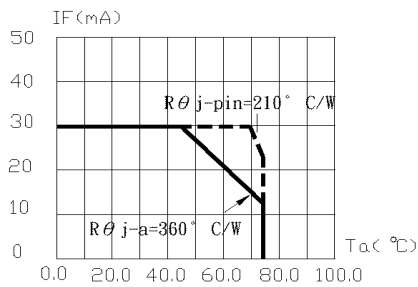


FIG.5 MAXIMUM FORWARD DC CURRENT VS AMBIENT TEMPERATURE (Tjmax=95°C)

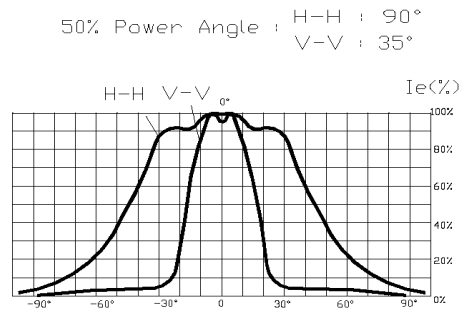


FIG.6 FAR FIELD PATTERN

1. Cathode PAD Area (0.18 × 0.18 × 2inch²)
2. Height above nominal seating plane in inches(0.3inch)