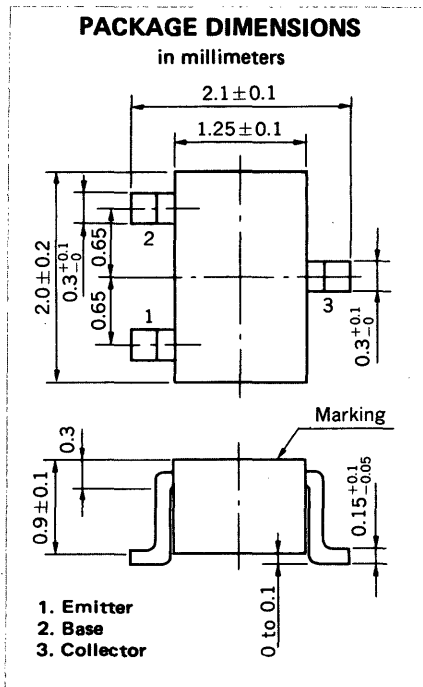


**SILICON TRANSISTOR**  
**2SA1612**

**AUDIO FREQUENCY HIGH GAIN AMPLIFIER**  
**PNP SILICON EPITAXIAL TRANSISTOR**



**FEATURES**

- Complementary to 2SC4180
- High DC Current Gain:  $h_{FE}$  500 TYP. ( $V_{CE} = -6.0$  V,  $I_C = -1.0$  mA)

**ABSOLUTE MAXIMUM RATINGS**

Maximum Voltages and Current ( $T_a = 25$  °C)

Collector to Base Voltage	$V_{CBO}$	-120	V
Collector to Emitter Voltage	$V_{CEO}$	-120	V
Emitter to Base Voltage	$V_{EBO}$	-5.0	V
Collector Current (DC)	$I_C$	-50	mA

Maximum Power Dissipation

Total Power Dissipation at 25 °C Ambient Temperature	$P_T$	150	mW
---	-------	-----	----

Maximum Temperatures

Junction Temperature	$T_j$	150	°C
Storage Temperature Range	$T_{stg}$	-55 to +150	°C

**ELECTRICAL CHARACTERISTICS ( $T_a = 25$  °C)**

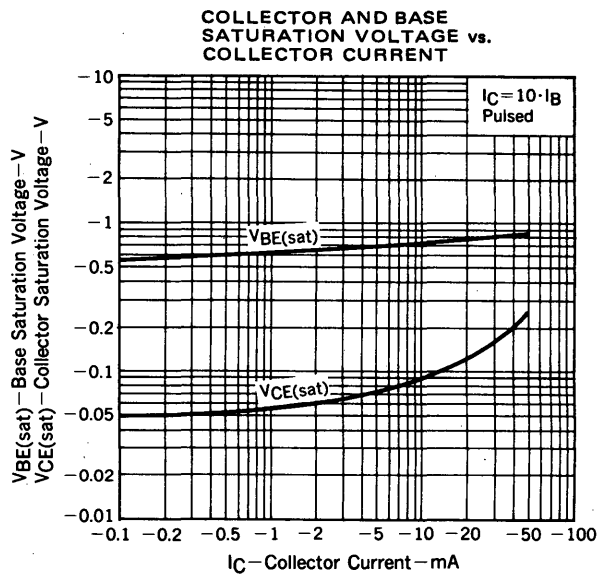
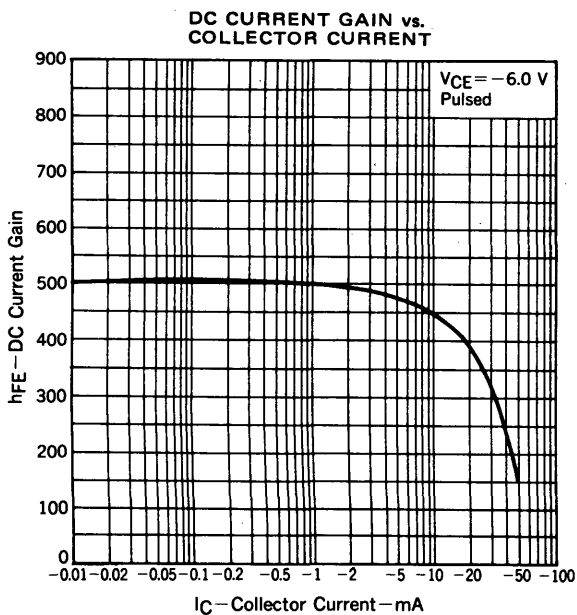
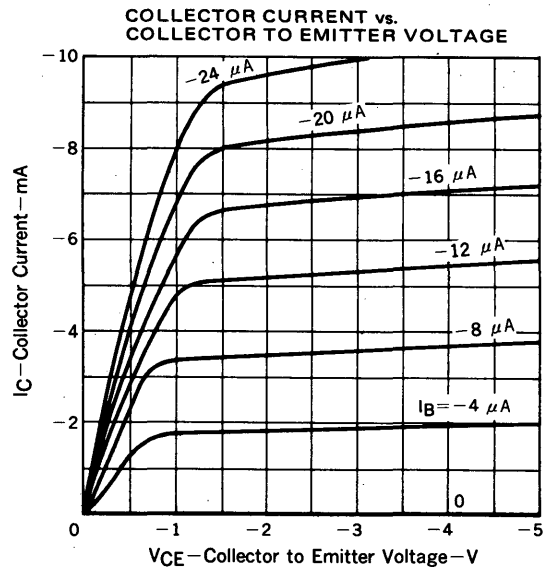
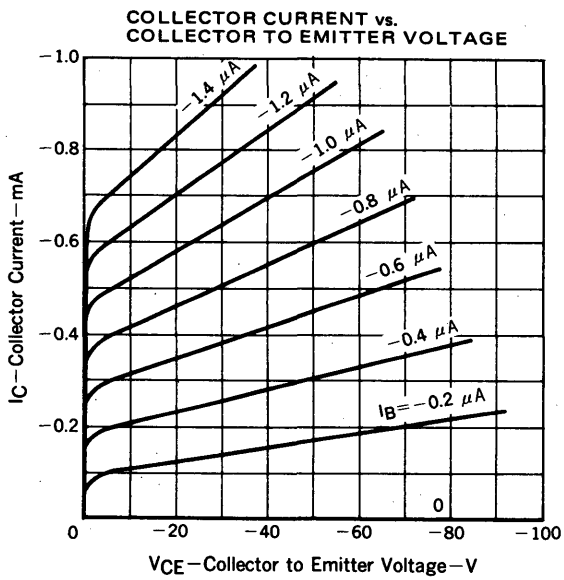
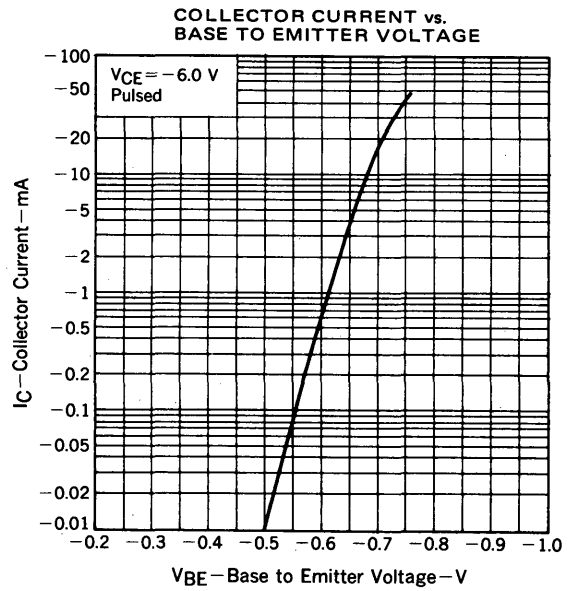
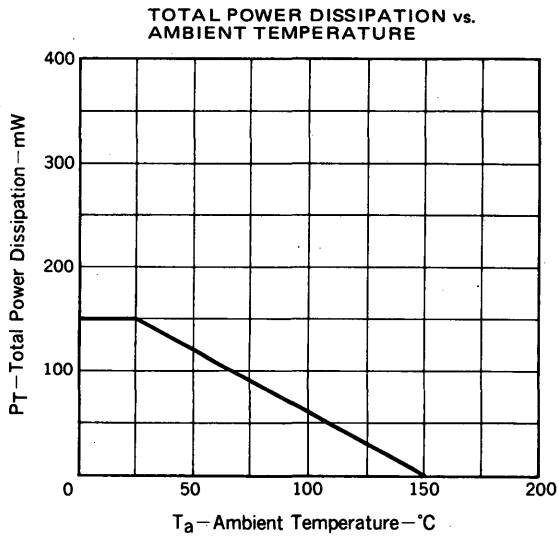
CHARACTERISTIC	SYMBOL	MIN.	TYP.	MAX.	UNIT	TEST CONDITIONS
Collector Cutoff Current	$I_{CBO}$			-50	nA	$V_{CB} = -120$ V, $I_E = 0$
Emitter Cutoff Current	$I_{EBO}$			-50	nA	$V_{EB} = -5.0$ V, $I_C = 0$
DC Current Gain	$h_{FE1}$	100	500			$V_{CE} = -6.0$ V, $I_C = -0.1$ mA*
DC Current Gain	$h_{FE2}$	135	500	900		$V_{CE} = -6.0$ V, $I_C = -1.0$ mA
Collector Saturation Voltage	$V_{CE(sat)}$		-0.09	-0.30	V	$I_C = -10$ mA, $I_B = -1.0$ mA
Base to Emitter Voltage	$V_{BE}$	-0.55	-0.61	-0.65	V	$V_{CE} = -6.0$ V, $I_C = -1.0$ mA
Gain Bandwidth Product	$f_T$	50	90		MHz	$V_{CE} = -6.0$ V, $I_E = 1.0$ mA
Output Capacitance	$C_{ob}$		2.0	3.0	pF	$V_{CB} = -30$ V, $I_E = 0$ , $f = 1.0$ MHz

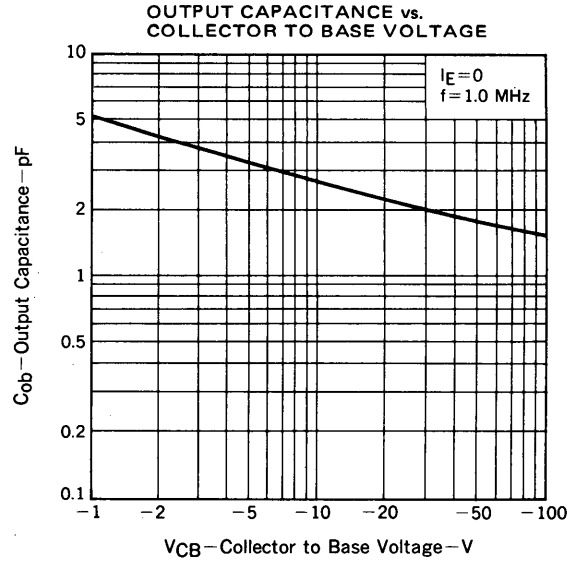
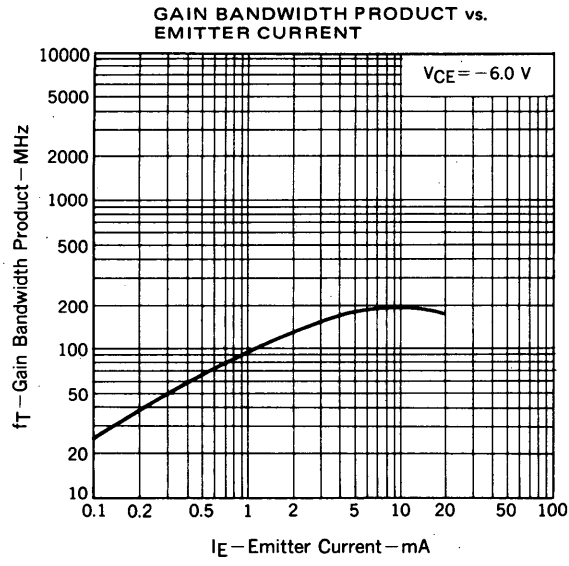
\* Pulsed:  $PW \leq 350$   $\mu$ s, Duty Cycle  $\leq 2$  %

**$h_{FE2}$  Classification**

Marking	C15	C16	C17	C18
$h_{FE2}$	135 to 270	200 to 400	300 to 600	450 to 900

TYPICAL CHARACTERISTICS ( $T_a = 25^\circ\text{C}$ )





[MEMO]

No part of this document may be copied or reproduced in any form or by any means without the prior written consent of NEC Corporation. NEC Corporation assumes no responsibility for any errors which may appear in this document.

NEC Corporation does not assume any liability for infringement of patents, copyrights or other intellectual property rights of third parties by or arising from use of a device described herein or any other liability arising from use of such device. No license, either express, implied or otherwise, is granted under any patents, copyrights or other intellectual property rights of NEC Corporation or of others.

This datasheet has been download from:

[www.datasheetcatalog.com](http://www.datasheetcatalog.com)

Datasheets for electronics components.