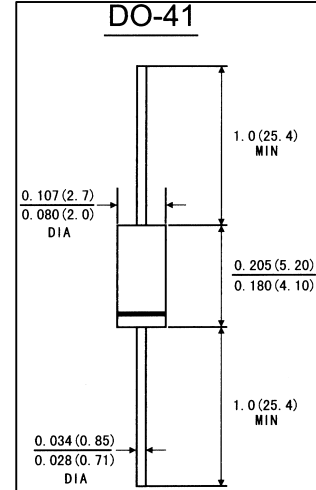


FEATURES

- . Fast switching
- . Low leakage current
- . Low forward voltage drop
- . High current capability
- . Glass passivated junction
- . High reliability capability

MECHANICAL DATA

- . **Case:** JEDEC DO-41 molded plastic body
- . **Terminals:** Plated axial lead, solderable per MIL-STD-750,method 2026
- . **Polarity:** Color band denotes cathode end
- . **Mounting Position:** Any
- . **Weight:** 0.012 ounce, 0.34 gram



Dimensions in inches and (millimeters)

MAXIMUM RATINGS AND ELECTRICAL CHARACTERISTICS

(Ratings at 25°C ambient temperature unless otherwise specified,Single phase,half wave 60Hz,resistive or inductive) load. For capacitive load,derate current by 20%)

	Symbols	1N4933G	1N4934G	1N4935G	1N4936G	1N4937G	Units
Maximum repetitive peak reverse voltage	V _{RRM}	50	100	200	400	600	Volts
Maximum RMS voltage	V _{RMS}	35	70	140	280	420	Volts
Maximum DC blocking voltage	V _{DC}	50	100	200	400	600	Volts
Macimum average forward rectified current 0.375"(9.5mm)lead length at T _A =75°C	I _(AV)	1.0					Amp
Peak forward surge current 8.3ms sing-wave superimposed on rated load (JEDEC method)T _A =75°C	I _{FSM}	30.0					Amps
Maximum instantaneous forward voltage at 1.0 A	V _F	1.2					Volts
Maximum DC Rreverse Current at rated DC blocking voltage	I _R	5.0					μ A
Maximum full load reverse current full cycle average. 0.375"(9.5mm)lead length at T _L =55°C		100					
Maximum reverse recovery time(Note 1)	T _{rr}	150		250		500	ns
Typical junction Capacitance(Note 2)	C _J	15.0					pF
Operating and storage temperature range	T _J T _{STG}	-65 to +175					°C

Notes: 1.Test conditions:I_F=1.0A,V_R=30V

2.Measured at 1MHz and applied reverse voltage of 4.0V Volts.

RATINGS AND CHARACTERISTIC CURVES 1N4933G THRU 1N4937G

FIG.1-TYPICAL FORWARD CURRENT DERATING CURVE

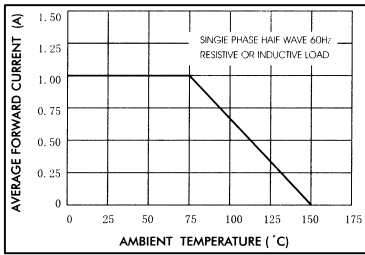


FIG.2-MAXIMUM NON-REPETITIVE FORWARD SURGE CURRENT

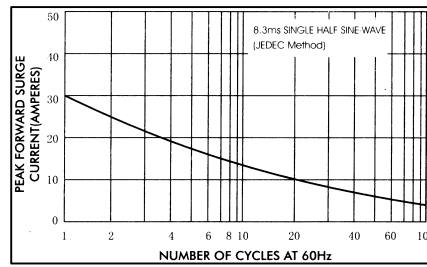


FIG.3-TYPICAL JUNCTION CAPACITANCE

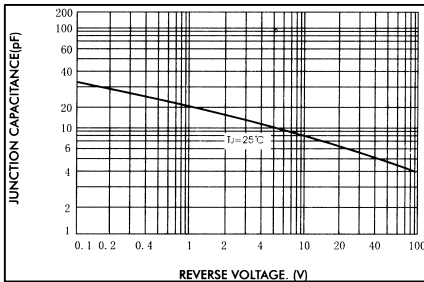


FIG.4-TYPICAL INSTANTANEOUS FORWARD CHARACTERISTICS

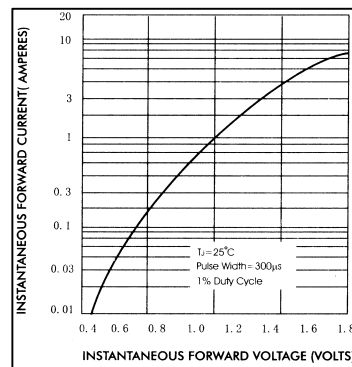


FIG.5-TEST CIRCUIT DIAGRAM AND REVERSE RECOVERY TIME CHARACTERISTIC

