

- AVAILABLE IN JAN, JANTX AND JANTXV
PER MIL-PRF-19500/240
- SILICON RECTIFIER
- METALLURGICALLY BONDED

**1N645UR-1
CDLL645**

MAXIMUM RATINGS

Operating Temperature: -65°C to +175°C
 Storage Temperature: -65°C to +175°C
 Operating Current: 400 mA @ 25°C
 150 mA @ 150°C
 Derating: 2.0mA/°C between 25°C to 150°C
 6.0mA/°C between 150°C to 175°C

ELECTRICAL CHARACTERISTICS @ 25°C, unless otherwise specified

TYPE	V _{RSM}	V _{RWM}	I _{FSM} T _p =1/120 s T _A =25°C	V _F @400mA	CAP @ V _R =4V
	V _(pk)	V _(pk)	A	V _{DC}	pF
CDLL, 1N645UR-1	270	225	5	0.8 -1.0	2.0

TYPE	I _{R1} at V _{RWM} T _A =25°C	I _{R2} at V _{RWM} T _A = 150°C	I _{R3} at V _{RSM} T _A =25°C
	μA	μA	μA
CDLL, 1N645UR-1	0.05	25	50

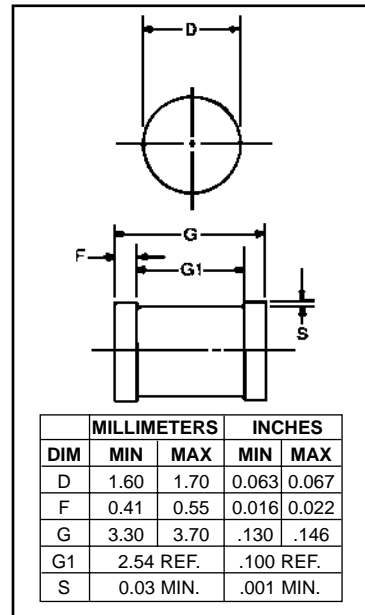


FIGURE 1

DESIGN DATA

CASE: DO-213AA, Hermetically sealed glass case. (MELF, SOD-80, LL34)

LEAD FINISH: Tin / Lead

THERMAL RESISTANCE: (R_{θJC}):
100 °C/W maximum

THERMAL IMPEDANCE: (Z_{θJX}): 35
°C/W maximum

POLARITY: Cathode end is banded.

MOUNTING POSITION: Any.

MOUNTING SURFACE SELECTION:
The Axial Coefficient of Expansion (COE) Of this Device is Approximately +6PPM/°C. The COE of the Mounting Surface System Should Be Selected To Provide A Suitable Match With This Device.



COMPENSATED DEVICES INCORPORATED

22 COREY STREET, MELROSE, MASSACHUSETTS 02176
 PHONE (781) 665-1071 FAX (781) 665-7379
 WEBSITE: <http://www.cdi-diodes.com> E-mail: mail@cdi-diodes.com

IN645UR-1 and CDLL645

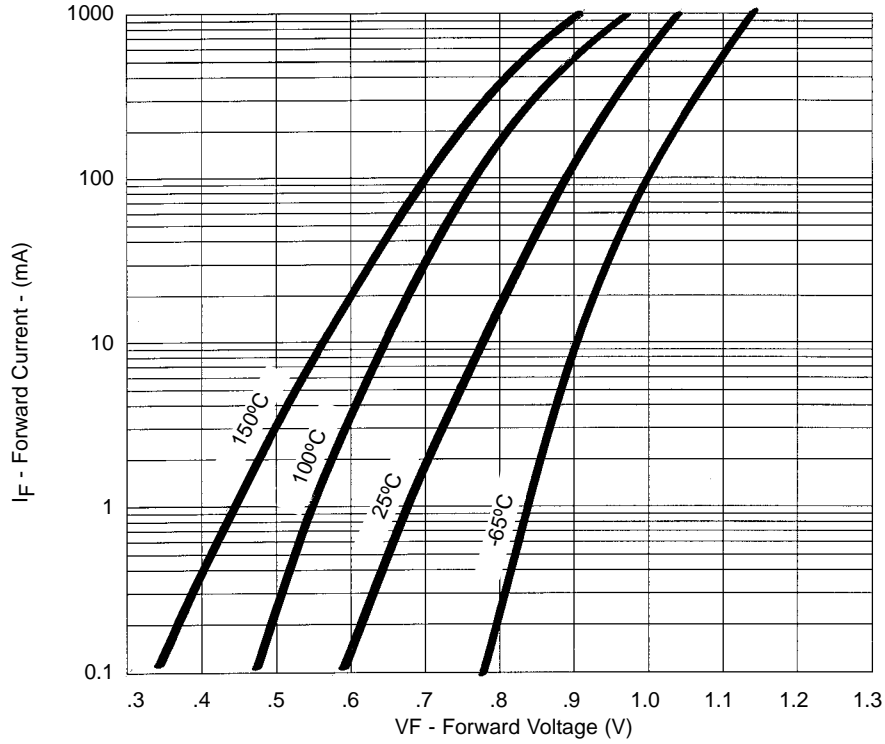
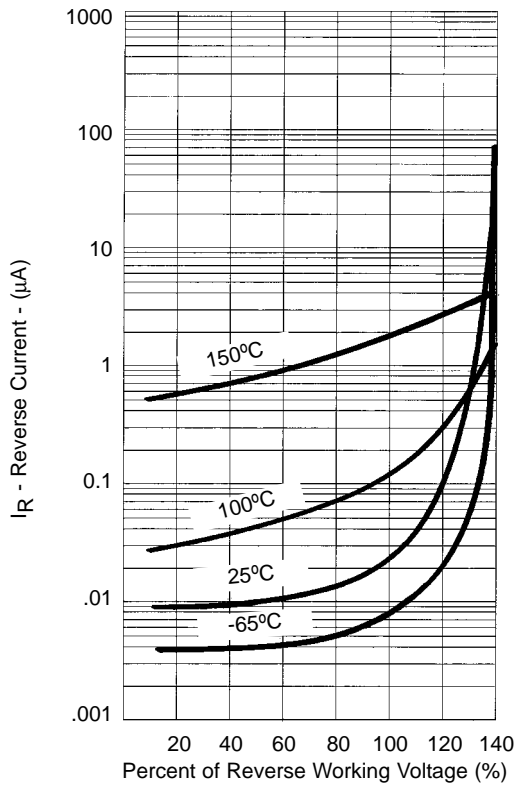


FIGURE 2
Typical Forward Current
vs Forward Voltage



NOTE : All temperatures shown on graphs are junction temperatures

FIGURE 3
Typical Reverse Current
vs Reverse Voltage