

## TMD1925-3

**Preliminary**

### FEATURES

- Suitable for Digital Communications
- High Power  $P_{1dB}=34dBm(\text{min}) @ 1.9 \text{ to } 2.5GHz$
- Low Intermodulation Distortion
- High Gain  $G_{1dB}=27dB(\text{min}) @ 1.9 \text{ to } 2.5GHz$

### ABSOLUTE MAXIMUM RATINGS (Ta= 25°C)

CHARACTERISTICS	SYMBOL	UNIT	RATINGS
DRAIN SUPPLY VOLTAGE	VDD	V	15
GATE SUPPLY VOLTAGE	VGG	V	-4
INPUT POWER	Pin	dB	13
STORAGE TEMPERATURE	Tstg	°C	-65 ~ +175

### RF PERFORMANCE SPECIFICATIONS (Ta= 25°C)

CHARACTERISTICS	SYMBOL	CONDITION	UNIT	MIN.	TYP.	MAX.
Operating Frequency	f		GHz	1.9	—	2.5
Output Power at 1dB Gain Compression Point	P1dB	VDD=10V IDDset=1.2A	dBm	34.0	35.0	—
Power Gain at 1dB Gain Compression Point	G1dB					
Drain Current	IDD	@ P1dB	A	—	1.6	1.9
Input Return Loss	—	Small Signal Level	dB	10	—	—
Output Return Loss	—		dB	—	10	—
3rd Order Intermodulation Distortion	IM3	NOTE	dBc	—	-52	—

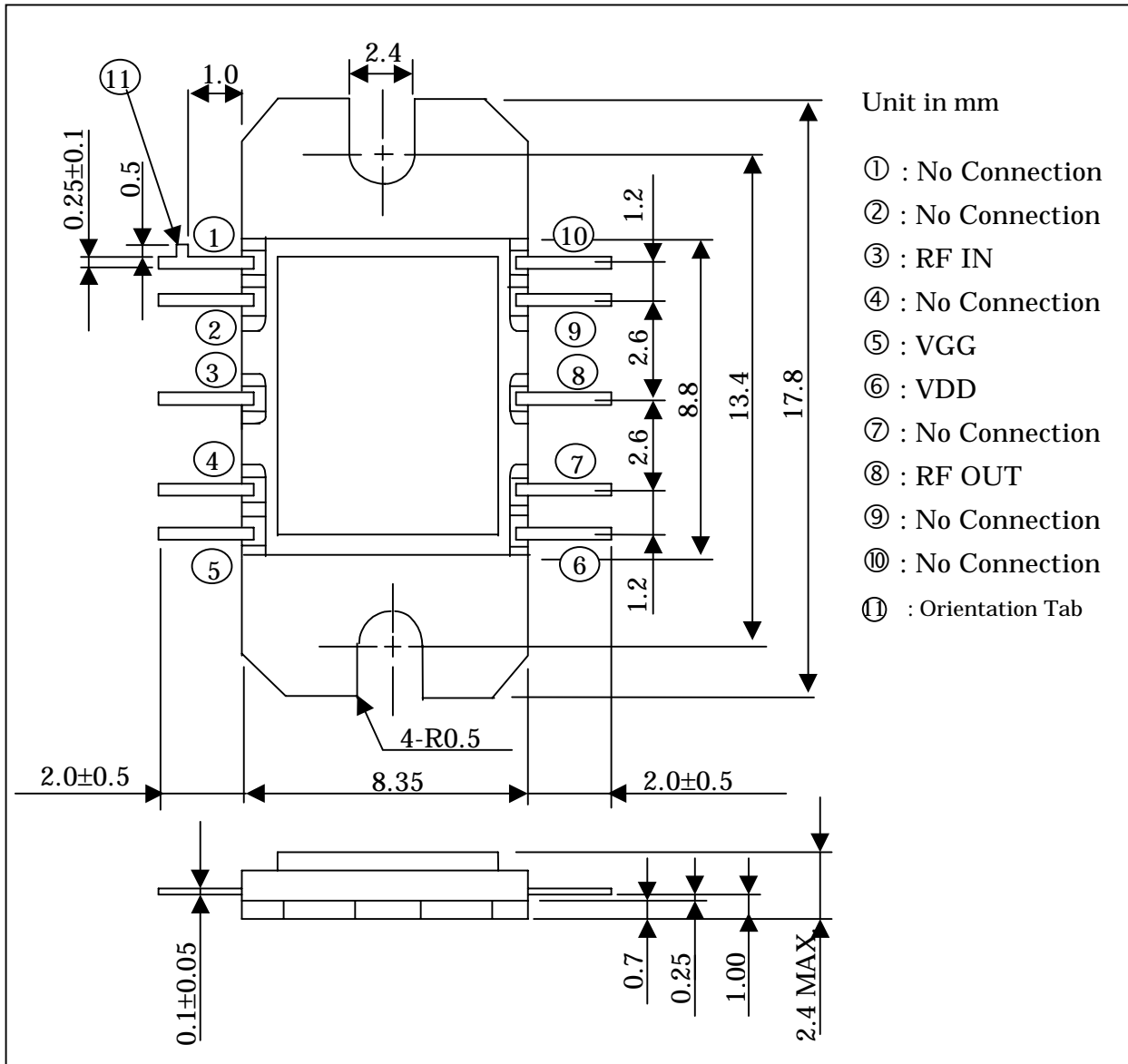
NOTE: Two Tone Test, Po=17dBm(Single Carrier Level)

### ELECTRICAL CHARACTERISTICS (Ta= 25°C)

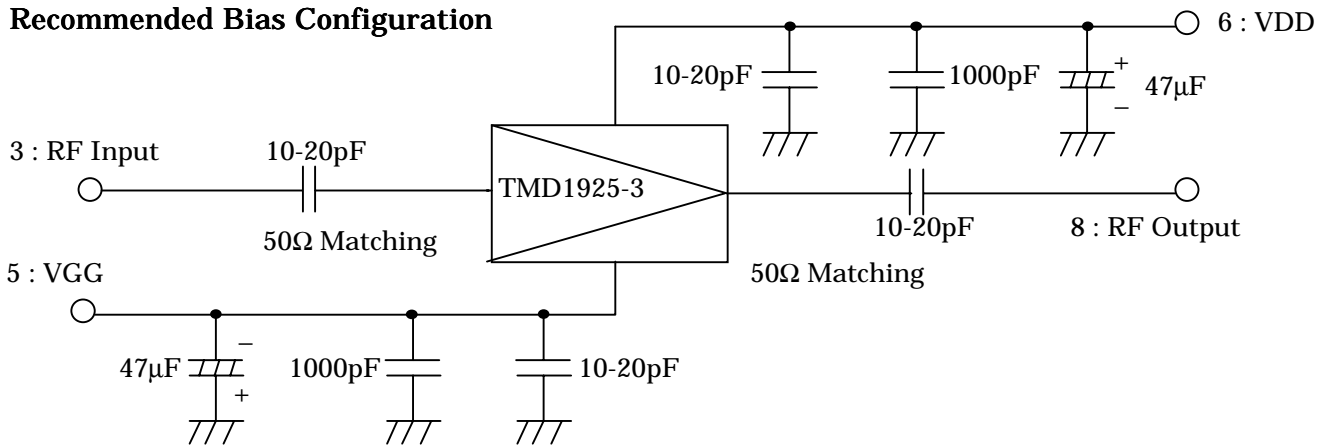
CHARACTERISTICS	SYMBOL	CONDITION	UNIT	MIN	TYP	MAX
Thermal Resistance	Rth (c-c)	Channel to Case	°C/W	—	6	6.5

- ◆ The information contained herein is presented only as a guide for the applications of our products. No responsibility is assumed by TOSHIBA for any infringements of patents or other rights of the third parties that may result from its use. No license is granted by implication or otherwise under any patent or patent rights of TOSHIBA or others.
- ◆ The information contained herein may be changed without prior notice. It is therefore advisable to contact TOSHIBA before proceeding with design of equipment incorporating this product.

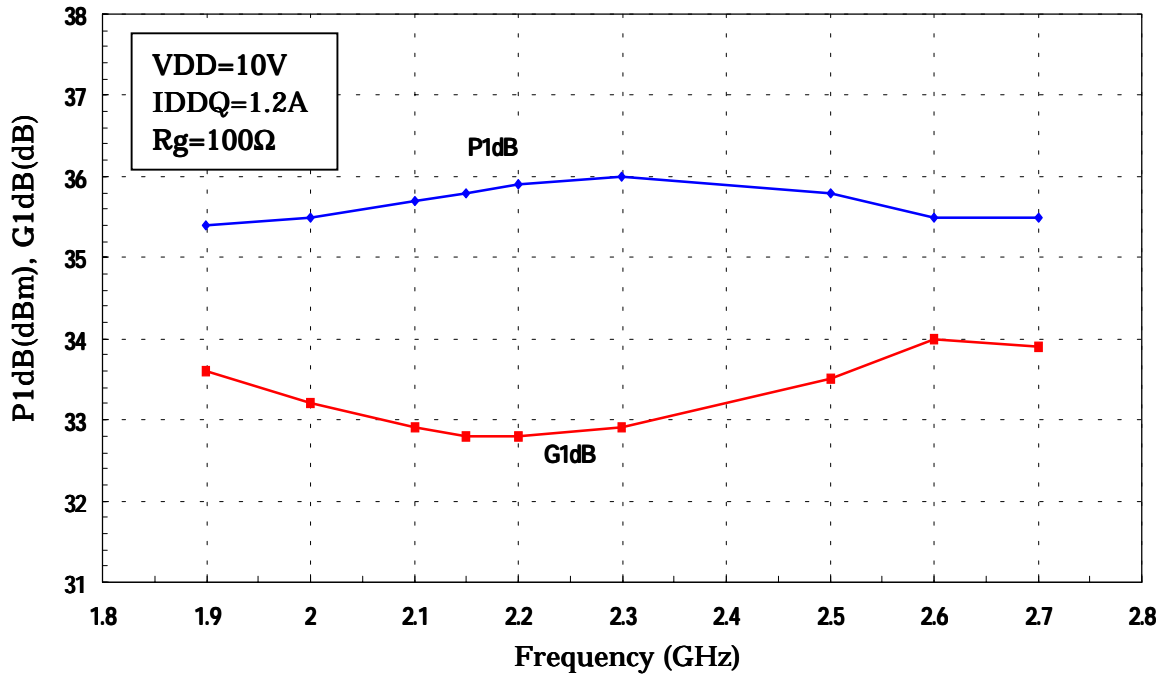
Package Outline (2-9E1H)



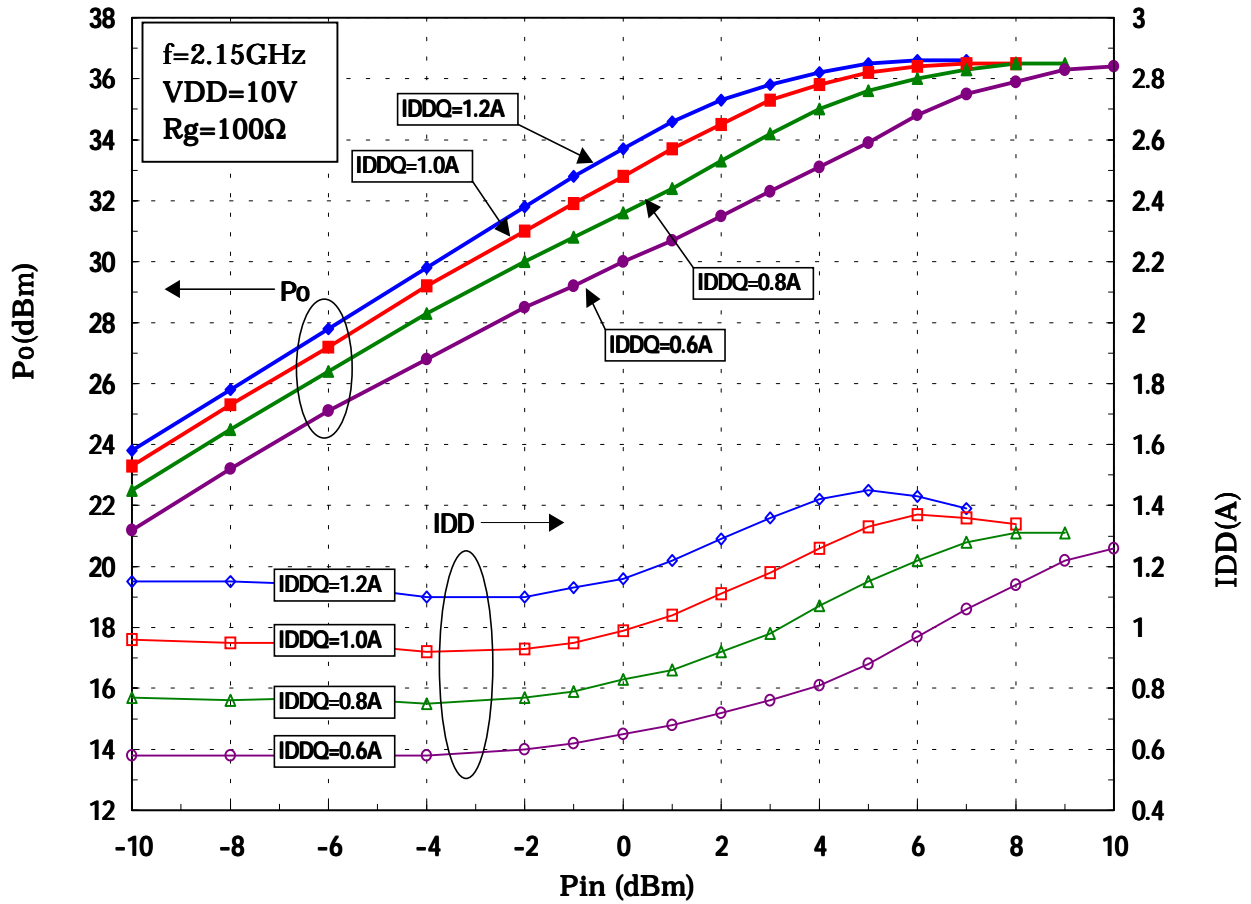
Recommended Bias Configuration



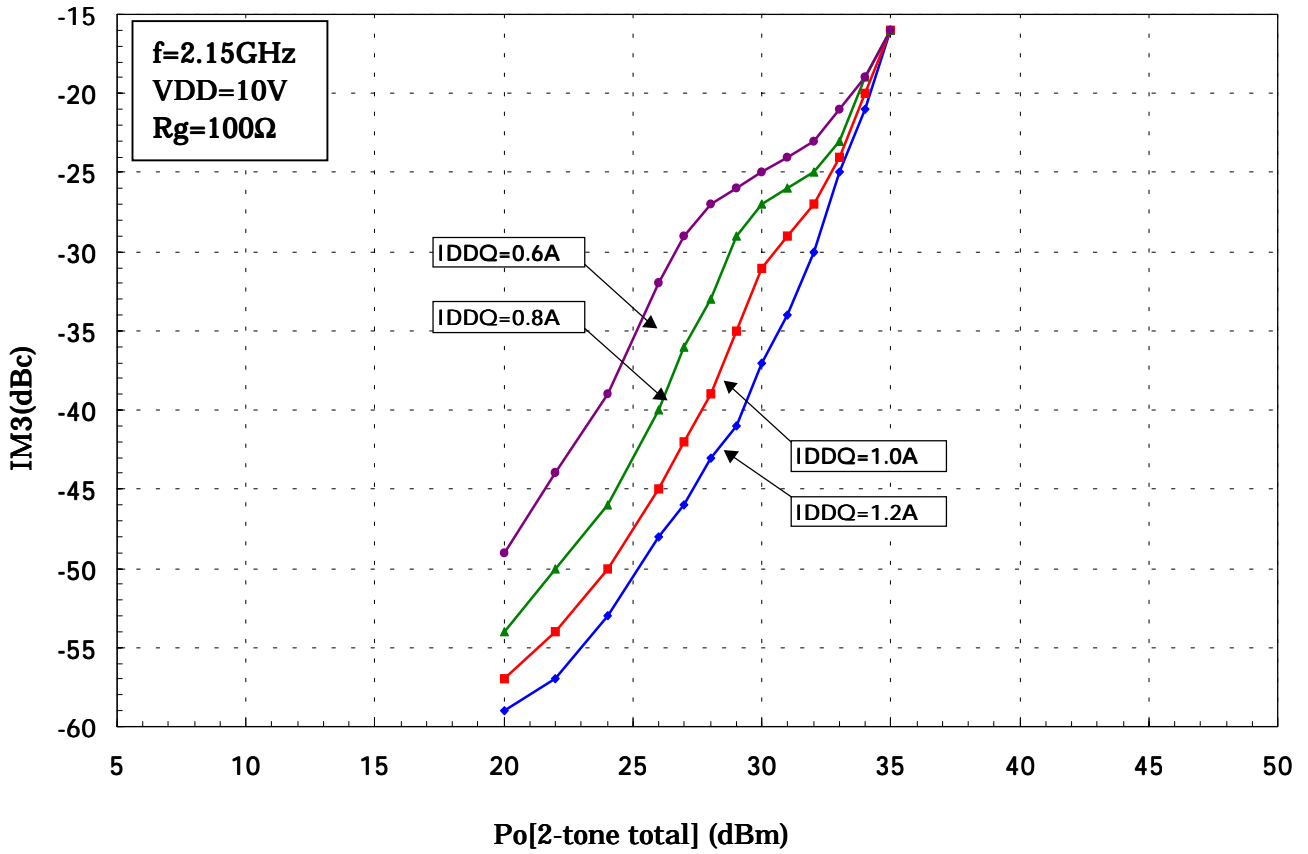
P1dB, G1dB vs. Frequency



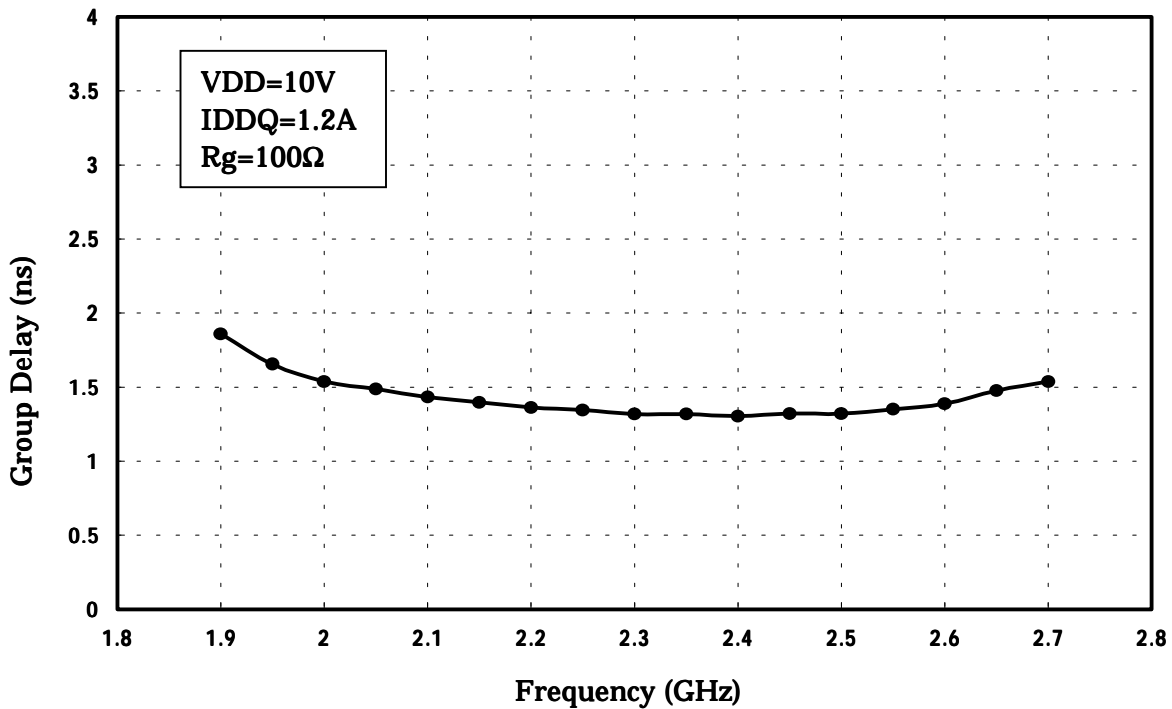
Output Power vs. Input Power



### IM3 vs. Output Power



### Group Delay vs. Frequency



**TMD1925-3 S-PARAMETERS**

VDD=10V, IDDQ (IDDset)=1.2A

Frequency (MHz)	S11		S21		S12		S22	
	MAG	ANG	MAG	ANG	MAG	ANG	MAG	ANG
1500	0.36	71	5.80	-43	0.001	-109	0.36	122
1600	0.24	4	17.2	-111	0.001	152	0.20	80
1700	0.20	-61	40.9	163	0.001	62	0.15	-87
1800	0.19	-98	54.3	71	0.002	2	0.33	-170
1900	0.19	-123	51.9	-1	0.001	-13	0.29	148
2000	0.16	-144	49.8	-59	0.001	-83	0.20	125
2100	0.12	-163	49.3	-112	0.001	-142	0.13	122
2150	0.10	-174	49.1	-137	0.001	-89	0.11	125
2200	0.07	175	49.1	-161	0.001	-55	0.09	133
2300	0.03	125	50.1	152	0.001	-122	0.11	147
2400	0.06	18	51.7	104	0.002	-145	0.14	141
2500	0.13	-10	54.3	56	0.001	169	0.18	120
2600	0.22	-30	54.7	5	0.001	-150	0.22	93
2700	0.30	-47	54.9	-52	0.001	-135	0.27	56
2800	0.36	-65	47.2	-110	0.002	-112	0.31	15
2900	0.39	-77	34.8	-164	0.002	-126	0.33	-20
3000	0.41	-87	23.5	148	0.001	143	0.34	-48
3100	0.43	-94	15.5	107	0.001	176	0.35	-69
3200	0.47	-101	10.5	72	0.002	157	0.37	-88
3300	0.49	-108	7.7	40	0.001	134	0.36	-103
3400	0.51	-113	5.7	6	0.001	117	0.35	-111
3500	0.54	-119	4.1	-26	0.001	172	0.35	-117