



Model XO3082-000

Temperature Compensated Crystal Oscillator

Electrical Specifications

Nominal Frequency (F₀): 10.0MHz

Frequency Stability over Temperature: ±1.0ppm

Aging

- Yearly Aging, <±1ppm
- 10-Years Aging, <±4ppm
- Adjustment Method, External, 0 to 5.0V_{DC}
- Tuning Range, sufficient for 10-years aging
- Tuning Slope, negative

Output (HCMOS)

- Duty Cycle, 50%, ±10%
- Load, 1 gate or 10pF, maximum

SSB Phase Noise (maximum)

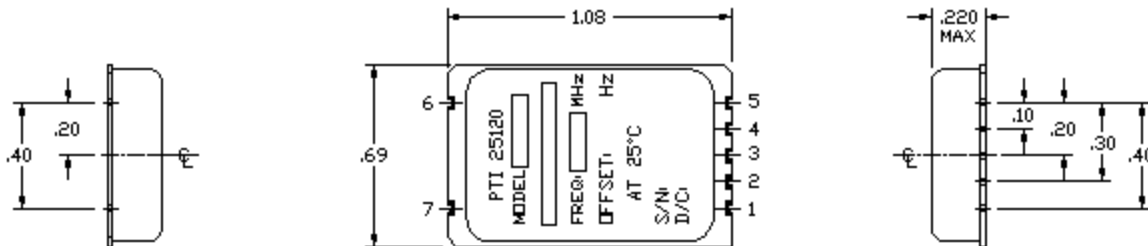
- 90dbc/Hz @ 10Hz offset
- 125dbc/Hz @ 100Hz offset
- 135dbc/Hz @ 1kHz offset
- 145dbc/Hz @ 10kHz offset

Power Supply

- Voltage, +5.0V_{DC} ±5%
- Current Consumption, 10.0mA, typical

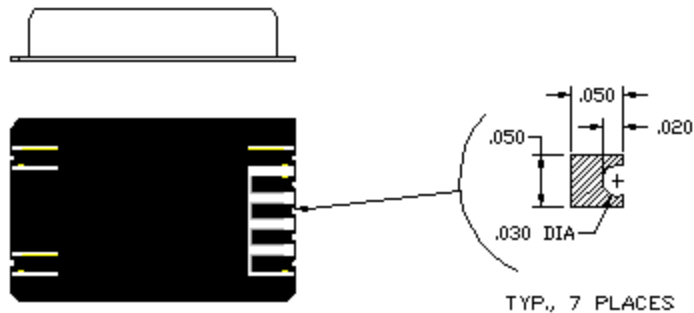
Temperature Range

- Operating, 0°C to +70°C
- Storage, -55°C to +85°C



PIN CONNECTIONS:

1. CASE GROUND & SUPPLY RETURN
2. SUPPLY (+)
3. RF OUTPUT
4. DO NOT CONNECT
5. CONTROL VOLTAGE
6. CASE GROUND
7. CASE GROUND



TYP., 7 PLACES

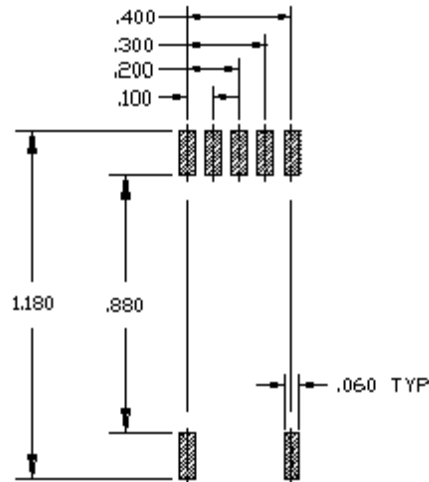
Revised September 12, 2002



Model XO3082-000

Temperature Compensated Crystal Oscillator

Note: Although the XO3082 family is an SMT device, it is not currently a reflowable assembly compatible device. Therefore, it must be hand assembled to the PCB. A version may be available in the future which will support IR convection reflow assembly techniques.



Suggested Land Pattern

Oscillator is to be soldered to lands by hand with a maximum land temp of 260°C for a maximum of 3 seconds .

Revised September 12, 2002