

C&K CA Series Illuminated Power Rocker Switches

Features/Benefits

- 15 AMPS @ 125 V AC
- Illuminated actuator
- Various actuator styles


Typical Applications

- Power outlet strips
- Appliances
- Handling and packaging machines
- RoHS compliant



Models Available

Specifications

CONTACT RATING: 15 AMPS @ 125 V AC; 10 AMPS @ 250 V AC; 1/4 HP @ 125 V AC or 250 V AC .
ELECTRICAL LIFE: 10,000 make-and-break cycles at full load.
LAMP LIFE: 25,000 hours typ.
INSULATION RESISTANCE: 10⁹ Ω min.
DIELECTRIC STRENGTH: 1,000 Vrms min. @ sea level.

Materials

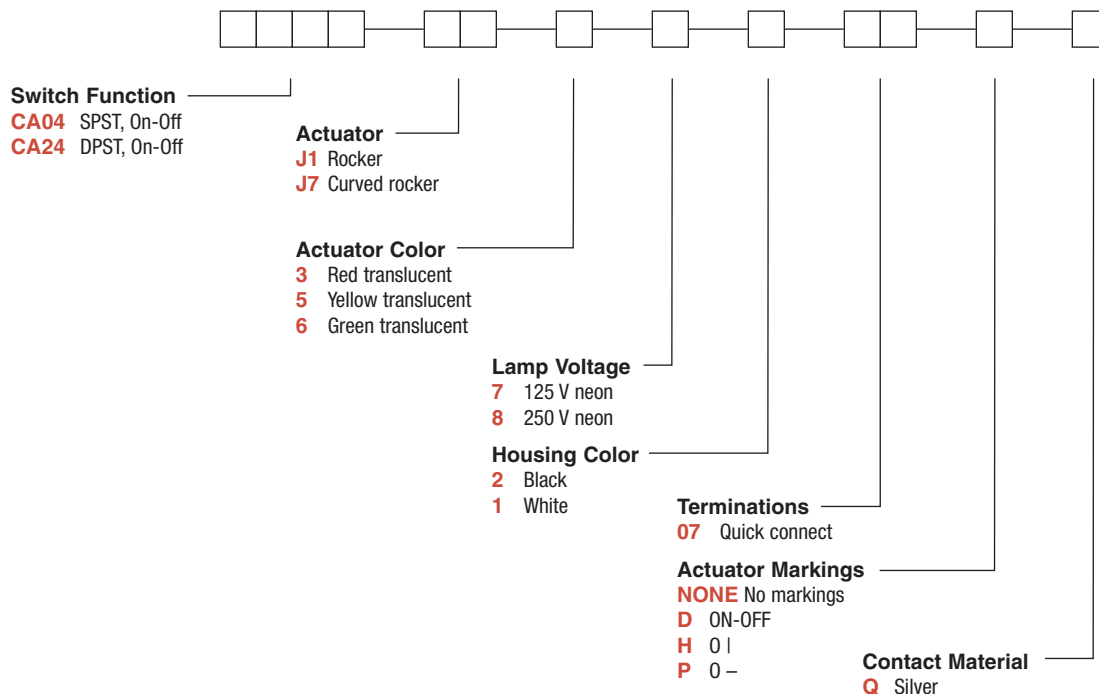
HOUSING: 6/6 nylon (UL 94V-2), black.
ACTUATOR: Polycarbonate (UL 94V-2), red.
CONTACTS: Coin silver, silver plated.
OPERATING TEMPERATURE: -30°C to +85°C

NOTE: For the latest information regarding RoHS compliance, please go to: www.ittcannon.com/rohs.

NOTE: Specifications and materials listed above are for switches with standard options. For information on specific and custom switches, consult Customer Service Center.

Build-A-Switch

To order, simply select desired option from each category and place in the appropriate box. Available options are shown and described on pages H-110 through H-113. For additional options not shown in catalog, consult Customer Service Center.



Rocker



H

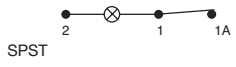
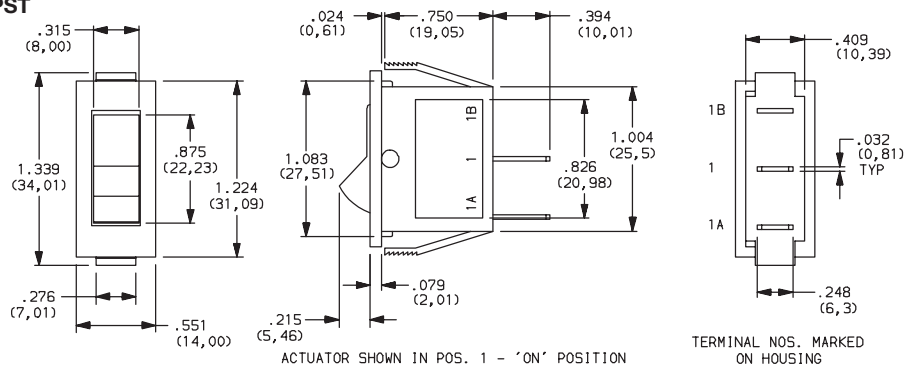
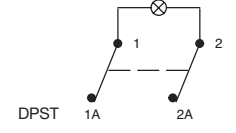
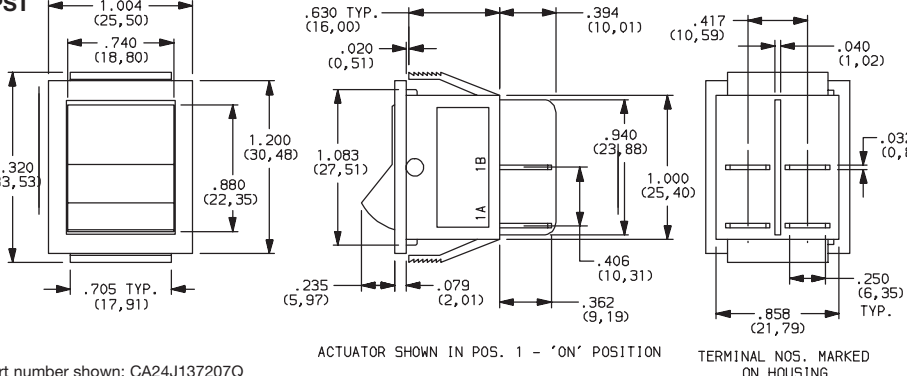


Third Angle Projection

Dimensions are shown: Inch (mm)
Specifications and dimensions subject to change

C&K CA Series Illuminated Power Rocker Switches

SWITCH FUNCTION

NO. POLES	MODEL NO.	SWITCH FUNCTION		CONNECTED TERMINALS		SCHEMATIC
		POS. 1	POS. 2	POS. 1	POS. 2	
SP	CA04	ON	OFF	1-1A	OPEN	
<p>SPST</p>  <p>Part number shown: CA04J137207Q</p>						
DP	CA24	ON	OFF	1-1A, 2-2A	OPEN	
<p>DPST</p>  <p>Part number shown: CA24J137207Q</p>						

See CONTACT MATERIAL section, page H-115, for complete contact ratings and agency approvals.

Contacts make on side opposite actuator throw.

All models   with all options.

Rocker



H



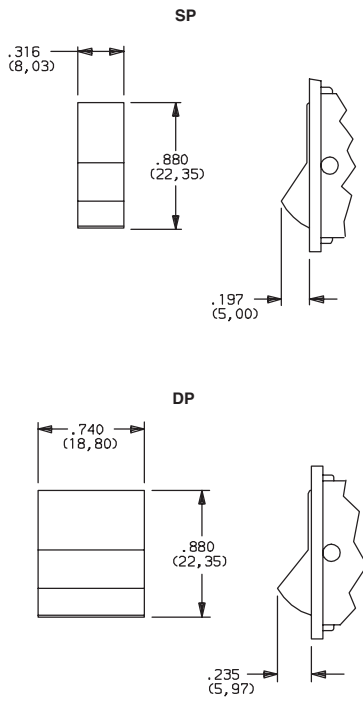
 Third Angle Projection

Dimensions are shown: Inch (mm)
Specifications and dimensions subject to change

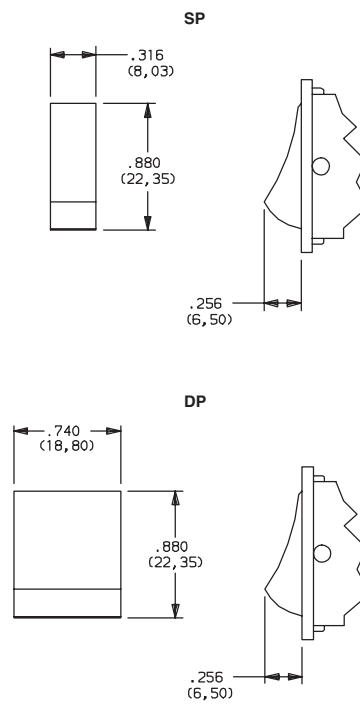
C&K CA Series Illuminated Power Rocker Switches

ACTUATOR

J1 ROCKER



J7 CURVED ROCKER



ACTUATOR COLOR NEON LAMP VOLTAGE

OPTION CODE	ACTUATOR COLOR
3	RED TRANSLUCENT
5	YELLOW
6	GREEN

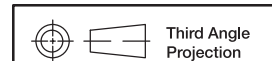
NOTE: Special colors available, consult Customer Service Center.

- 7 125 V NEON
- 8 250 V NEON

HOUSING COLOR

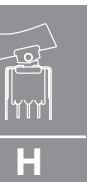
OPTION CODE	HOUSING COLOR
2	BLACK
1	WHITE

NOTE: Housing frame finish: matte. Special colors available, consult Customer Service Center.



Dimensions are shown: Inch (mm)
Specifications and dimensions subject to change

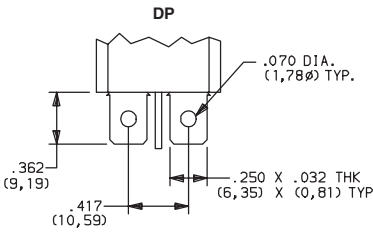
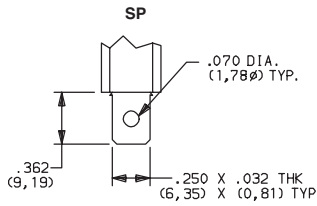
Rocker



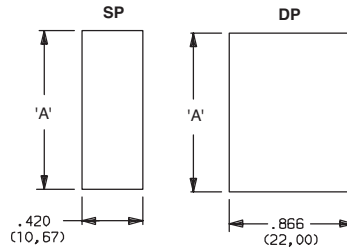
C&K CA Series Illuminated Power Rocker Switches

TERMINATIONS

07 QUICK CONNECT



PANEL MOUNTING



PANEL THICKNESS	DIM 'A'
.059-.078 (1,50) (2,00)	1.102 (28,00)
.078-.118 (2,00) (3,00)	1.110 (28,20)
.118-.177 (3,00) (4,50)	1.126 (28,60)

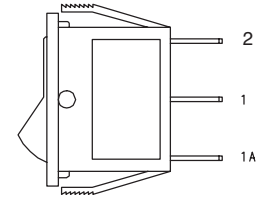
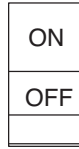
ACTUATOR MARKINGS

NONE NO MARKING

D ON-OFF

H O I

P O -



Marking color white, standard for all actuator colors except yellow. Marking color black, standard for yellow actuators. Consult Customer Service Center for other available markings and colors.

NOTE: Orientation of actuator markings and terminals

CONTACT MATERIAL

OPTION CODE	RoHS COMPLIANT *	RoHS COMPATIBLE *	CONTACT AND TERMINAL MATERIAL	RATINGS	
Q	YES	YES	SILVER ¹	POWER	15 AMPS @ 125 V AC; 10 AMPS @ 250 V AC; 1/4 HP @ 125 V AC or 250 V AC (UL/CSA).

* Note: See Technical Data section of this catalog for RoHS compliant and compatible definitions and specifications.

¹ CONTACTS: Coin silver, silver plated.
TERMINALS: Copper, silver plated.

NOTE: For the latest information regarding RoHS compliance, please go to: www.ittcannon.com/rohs.

All models with all options.

Rocker



H



Dimensions are shown: Inch (mm)
Specifications and dimensions subject to change