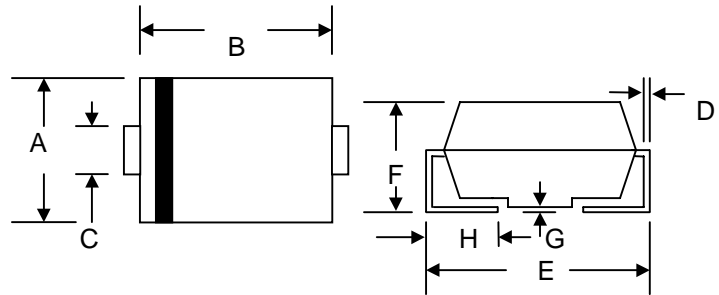


## 1.0A SURFACE MOUNT GLASS PASSIVATED RECTIFIER

### Features

- Glass Passivated Die Construction
- Ideally Suited for Automatic Assembly
- Low Forward Voltage Drop
- Surge Overload Rating to 30A Peak
- Low Power Loss
- Built-in Strain Relief
- Plastic Case Material has UL Flammability Classification Rating 94V-O



### Mechanical Data

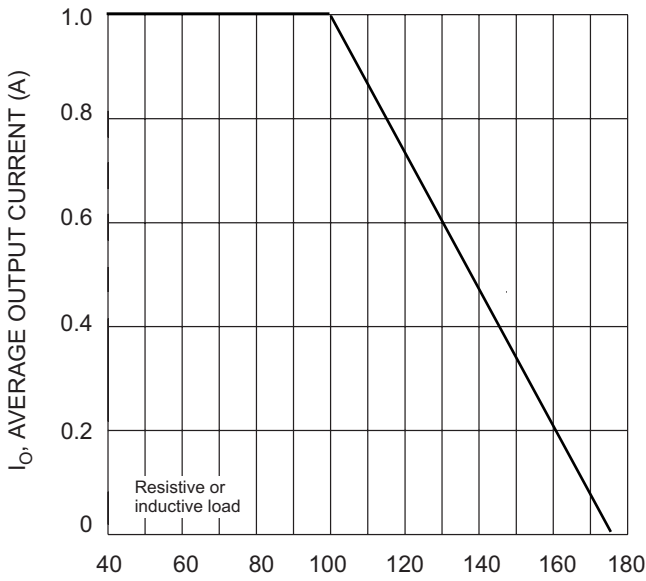
- Case: Molded Plastic
- Terminals: Solder Plated, Solderable per MIL-STD-750, Method 2026
- Polarity: Cathode Band or Cathode Notch
- Marking: Type Number
- Weight: 0.093 grams (approx.)

SMB/DO-214AA		
Dim	Min	Max
A	3.30	3.94
B	4.06	4.70
C	1.91	2.11
D	0.152	0.305
E	5.08	5.59
F	2.13	2.44
G	0.051	0.203
H	0.76	1.27
All Dimensions in mm		

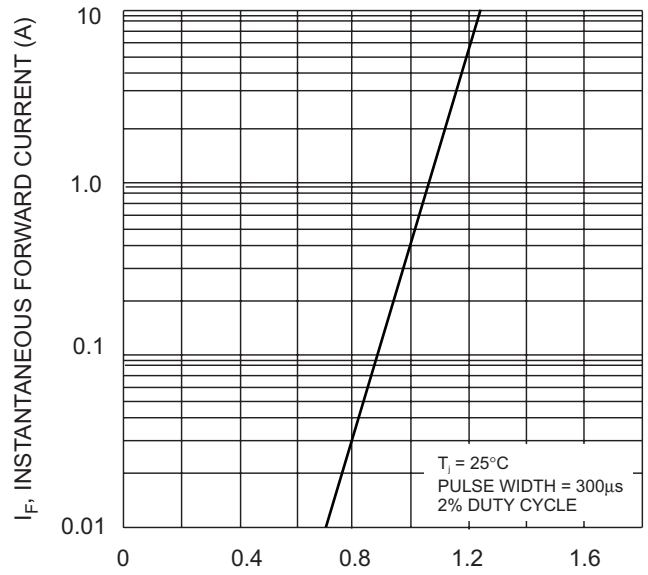
### Maximum Ratings and Electrical Characteristics @ $T_A=25^\circ\text{C}$ unless otherwise specified

Characteristic	Symbol	S1A	S1B	S1D	S1G	S1J	S1K	S1M	Unit	
Peak Repetitive Reverse Voltage	$V_{RRM}$									
Working Peak Reverse Voltage	$V_{RWM}$	50	100	200	400	600	800	1000	V	
DC Blocking Voltage	$V_R$									
RMS Reverse Voltage	$V_{R(RMS)}$	35	70	140	280	420	560	700	V	
Average Rectified Output Current @ $T_L = 100^\circ\text{C}$	$I_O$	1.0								A
Non-Repetitive Peak Forward Surge Current 8.3ms Single half sine-wave superimposed on rated load (JEDEC Method)	$I_{FSM}$	30								A
Forward Voltage @ $I_F = 1.0\text{A}$	$V_{FM}$	1.10								V
Peak Reverse Current @ $T_A = 25^\circ\text{C}$ At Rated DC Blocking Voltage @ $T_A = 125^\circ\text{C}$	$I_{RM}$	5.0 200								$\mu\text{A}$
Reverse Recovery Time (Note 1)	$t_{rr}$	2.5								$\mu\text{S}$
Typical Junction Capacitance (Note 2)	$C_j$	15								pF
Typical Thermal Resistance (Note 3)	$R_{\theta JL}$	30								K/W
Operating and Storage Temperature Range	$T_j, T_{STG}$	-65 to +175								$^\circ\text{C}$

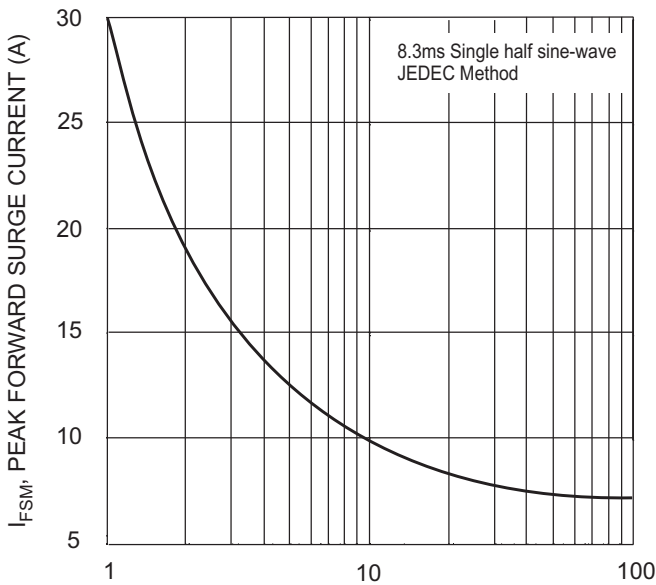
Note: 1. Measured with  $I_F = 0.5\text{A}$ ,  $I_R = 1.0\text{A}$ ,  $I_{rr} = 0.25\text{A}$ ,  
 2. Measured at 1.0 MHz and applied reverse voltage of 4.0 V DC.  
 3. Mounted on P.C. Board with 8.0mm<sup>2</sup> land area.



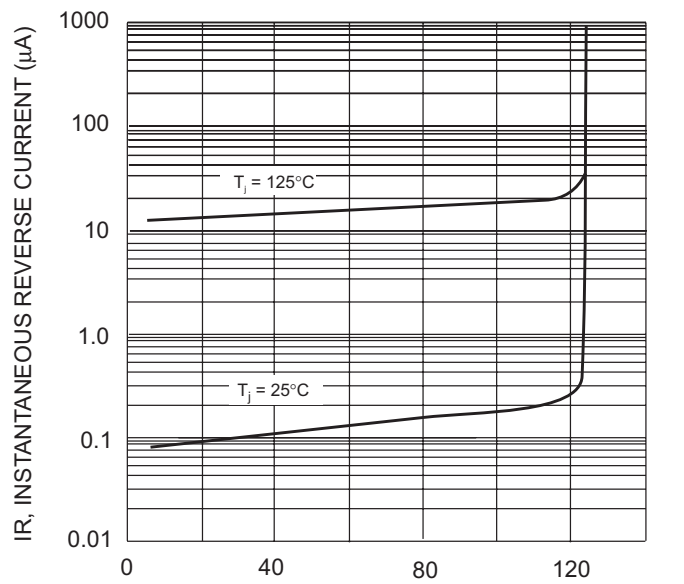
$T_L$ , LEAD TEMPERATURE ( $^{\circ}\text{C}$ )  
Fig. 1 Forward Current Derating Curve



$V_F$ , INSTANTANEOUS FORWARD VOLTAGE (V)  
Fig. 2 Typical Forward Characteristics



NUMBER OF CYCLES @ 60Hz  
Fig. 3 Max Non-Repetitive Peak Fwd Surge Current



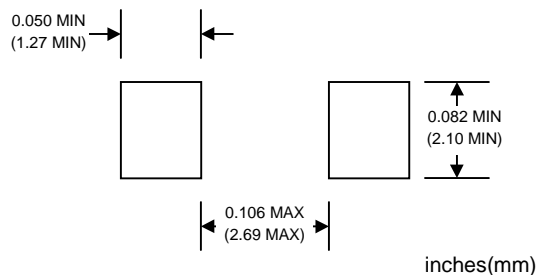
PERCENT OF RATED PEAK REVERSE VOLTAGE (%)  
Fig. 4 Typical Reverse Characteristics

## ORDERING INFORMATION

Product No.♦	Package Type	Shipping Quantity
S1A-T1	SMB	500/Tape & Reel
<b>S1A-T3</b>	SMB	3000/Tape & Reel
S1B-T1	SMB	500/Tape & Reel
<b>S1B-T3</b>	SMB	3000/Tape & Reel
S1D-T1	SMB	500/Tape & Reel
<b>S1D-T3</b>	SMB	3000/Tape & Reel
S1G-T1	SMB	500/Tape & Reel
<b>S1G-T3</b>	SMB	3000/Tape & Reel
S1J-T1	SMB	500/Tape & Reel
<b>S1J-T3</b>	SMB	3000/Tape & Reel
S1K-T1	SMB	500/Tape & Reel
<b>S1K-T3</b>	SMB	3000/Tape & Reel
S1M-T1	SMB	500/Tape & Reel
<b>S1M-T3</b>	SMB	3000/Tape & Reel

Products listed in **bold** are WTE Preferred devices.  
 ♦T1 suffix refers to a 7" reel. T3 suffix refers to a 13" reel.  
 Shipping quantity given is for minimum packing quantity only. For minimum order quantity, please consult the Sales Department.

## RECOMMENDED FOOTPRINT



Won-Top Electronics Co., Ltd (WTE) has checked all information carefully and believes it to be correct and accurate. However, WTE cannot assume any responsibility for inaccuracies. Furthermore, this information does not give the purchaser of semiconductor devices any license under patent rights to manufacturer. WTE reserves the right to change any or all information herein without further notice.

**WARNING:** DO NOT USE IN LIFE SUPPORT EQUIPMENT. WTE power semiconductor products are not authorized for use as critical components in life support devices or systems without the express written approval.

**Won-Top Electronics Co., Ltd.**

No. 44 Yu Kang North 3rd Road, Chine Chen Dist., Kaohsiung, Taiwan

**Phone:** 886-7-822-5408 or 886-7-822-5410

**Fax:** 886-7-822-5417

**Email:** sales@wontop.com

**Internet:** <http://www.wontop.com>

*We power your everyday.*