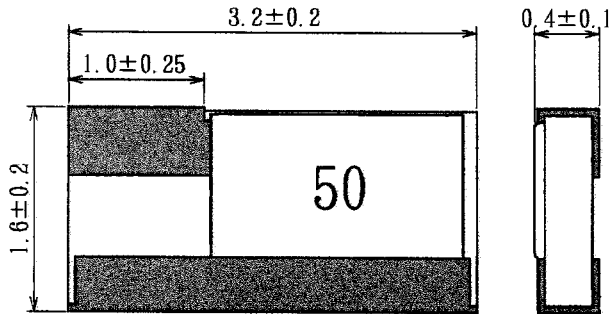


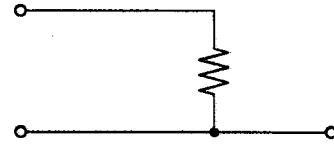
This 1632(1206) size chip terminators exhibit high frequency characteristic. The surface mount package is ideal for low noise, and parasitic capacitance applications. The thin film metallization also offer very stable characteristics over temperature and time.

◆ Mechanical



Unit : mm

◆ Schematic Diagram



◆ Electrical

Characteristic Imp.	50Ω	75Ω
VSWR	1.1	1.2
Frequency Range	DC ~ 3 GHz	DC ~ 2 GHz
Power Rating	125 mW	
TCR	± 50 ppm/°C	
Max. Rated Op. Temp.	70°C	
Operating Temp.	-55°C ~ +125°C	

Test Item	Test Condition	To meet
Short-time Overload	Rated Voltage × 2.5, 5sec.	± (0.2% + 0.05Ω)
Resistance to Soldering Heat	260 ± 5°C, 10 ± 1sec.	± (0.2% + 0.05Ω)
Temperature Cycle	-55°C ⇄ +125°C, 5cycles	± (0.2% + 0.05Ω)
Moisture Load Life	40 ± 2°C 90 ~ 95%, 1000H	± (0.2% + 0.05Ω)
Load Life	70 ± 3°C, 1000H	± (0.2% + 0.05Ω)
Insulation Resistance	DC 500V, 1 min.	> 1,000 MΩ

◆ Part Number

PCS
Product Code
1632S
Package Size
-
50Ω
Impedance
T
Package
T : Taping
B : Bulk

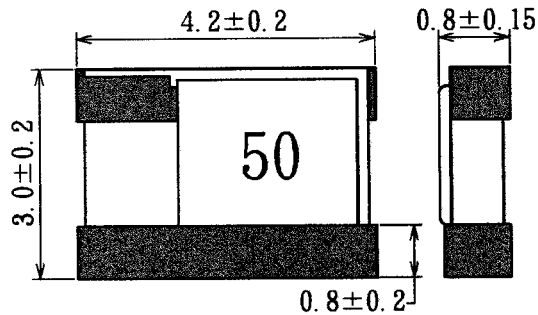
RHOPOINT COMPONENTS LTD

Holland Road, Hurst Green, Oxted,
Surrey, RH8 9AX, UK

Tel: 01883 717988 (Outside UK Tel: 44 1883 717 988)
 Fax: 01883 712938 (Outside UK Fax: 44 1883 712 938)
 Email: components@rhpoint.co.uk
 Web site: www.rhpoint.co.uk

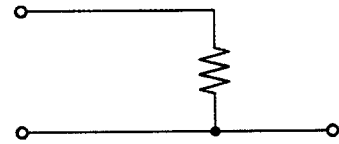
This 3042S(1612) size chip terminators exhibit high frequency characteristic. The surface mount package is ideal for low noise, and parasitic capacitance applications. The thin film metallization also offer very stable characteristics over temperature and time.

◆ Mechanical



Unit : mm

◆ Schematic Diagram



◆ Electrical

Characteristic Imp.	50Ω	75Ω
VSWR	1.1	1.2
Frequency Range	DC ~ 3 GHz	DC ~ 2 GHz
Power Rating	250 mW	
TCR	± 50 ppm/°C	
Max. Rated Op. Temp.	70°C	
Operating Temp.	-55°C ~ +125°C	

Test Item	Test Condition	To meet
Short-time Overload	Rated Voltage × 2.5, 5sec.	± (0.2% + 0.05Ω)
Resistance to Soldering Heat	260 ± 5°C, 10 ± 1sec.	± (0.2% + 0.05Ω)
Temperature Cycle	-55°C ⇔ +125°C, 5cycles	± (0.2% + 0.05Ω)
Moisture Load Life	40 ± 2°C 90 ~ 95%, 1000H	± (0.2% + 0.05Ω)
Load Life	70 ± 3°C, 1000H	± (0.2% + 0.05Ω)
Insulation Resistance	DC 500V, 1 min.	> 1,000 MΩ

◆ Part Number

PCS
Product Code
3042S
Package Size
-
50Ω
Impedance
T
Package
B : Bulk

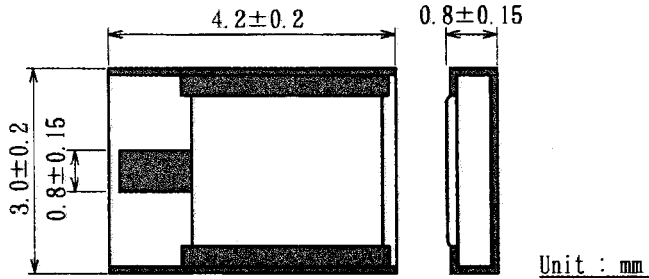
RHOPOINT COMPONENTS LTD

Holland Road, Hurst Green, Oxted,
Surrey, RH8 9AX, UK

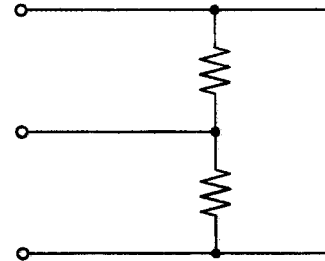
Tel: 01883 717988 (Outside UK Tel: 44 1883 717 988)
 Fax: 01883 712938 (Outside UK Fax: 44 1883 712 938)
 Email: components@rhopoint.co.uk
 Web site: www.rhopoint.co.uk

This 3042W(1612) size chip terminators exhibit high frequency characteristic. The surface mount package is ideal for low noise, and parasitic capacitance applications. The thin film metallization also offer very stable characteristics over temperature and time.

◆ Mechanical



◆ Schematic Diagram



◆ Electrical

Characteristic Imp.	50Ω
VSWR	1.1 (DC ~ 3 GHz) , 1.3 (~ 10 GHz)
Frequency Range	DC ~ 10 GHz
Power Rating	250 mW
TCR	± 50 ppm/°C
Max. Rated Op. Temp.	70°C
Operating Temp.	-55°C ~ +125°C

Test Item	Test Condition	To meet
Short-time Overload	Rated Voltage × 2.5, 5sec.	± (0.2% + 0.05Ω)
Resistance to Soldering Heat	260 ± 5°C, 10 ± 1sec.	± (0.2% + 0.05Ω)
Temperature Cycle	-55°C ⇔ +125°C, 5cycles	± (0.2% + 0.05Ω)
Moisture Load Life	40 ± 2°C 90 ~ 95%, 1000H	± (0.2% + 0.05Ω)
Load Life	70 ± 3°C, 1000H	± (0.2% + 0.05Ω)
Insulation Resistance	DC 500V, 1 min.	> 1,000 MΩ

◆ Part Number

PCS
Product Code
3042W
Package Size
50Ω
Impedance
T
Package
B : Bulk