

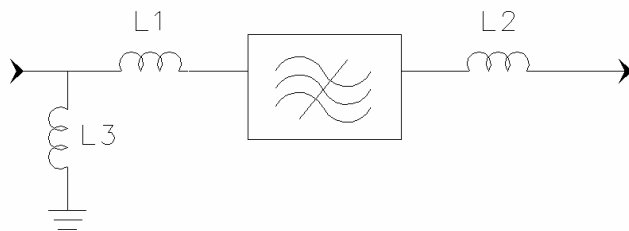
Specifications

Parameter	Unit	Minimum	Typical	Maximum
Center Frequency	MHz	69.95	70	70.05
Insertion Loss	dB	-	26	28
3 dB Bandwidth	MHz	25.58	26.03	-
20 dB Bandwidth	MHz	-	27.57	-
30 dB Bandwidth	MHz	-	28.06	-
40 dB Bandwidth	MHz	-	28.31	28.5
Passband Variation	dB	-	0.6	1.2
Absolute Delay	usec	-	1.9482	-
Ultimate Rejection	dB	50	54	-
Material Temperature coefficient	KHz/°C	-5.74		
Ambient Temperature	°C	25		
Package Size	DIP3512 (35.2x12.7x5.2mm3)			

Notes:


1. All specifications are based on the test circuit shown
2. In production, devices will be tested at room temperature to a guardbanded specification to ensure electrical compliance over temperature
3. Electrical margin has been built into the design to account for the variations due to temperature drift and manufacturing tolerances
4. This is the optimum impedance in order to achieve the performance show

Matching Configuration

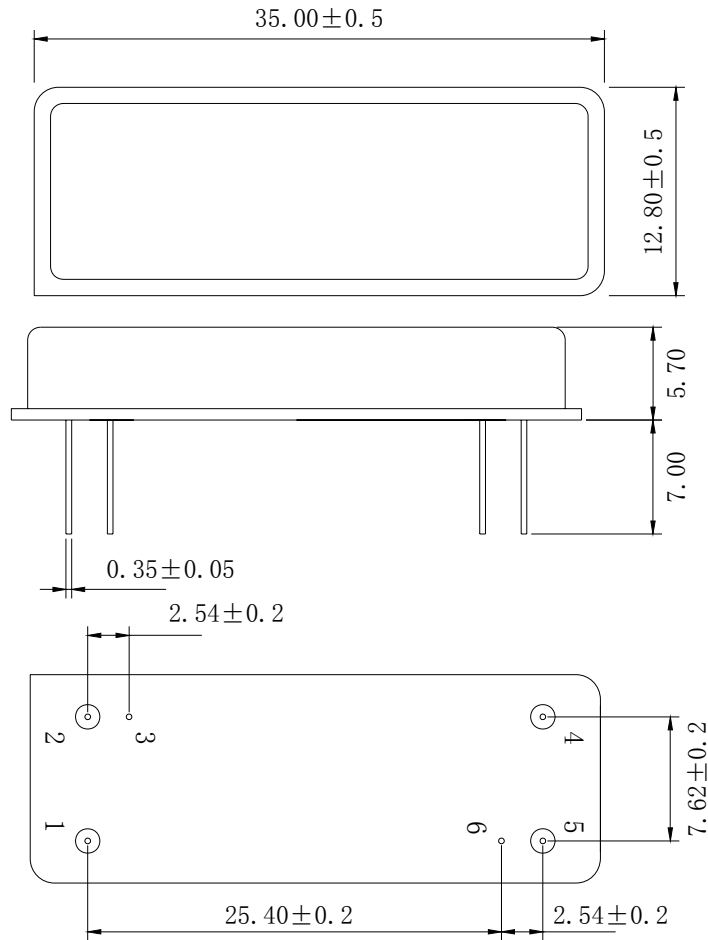


L1=L2=82nH L3=180nH
Source/Load Impedance=50 ohm

Notes - Component values may change depending on board layout.

	SIPAT Co., Ltd. (CETC No. 26 Research Institute) Nanping Huayuan Road No. 14 Chongqing, China, 400060	Part Number	LBN7049	
		Rev. Date	2005-9-28	
		Rev.	1.0	Page

Package Dimension



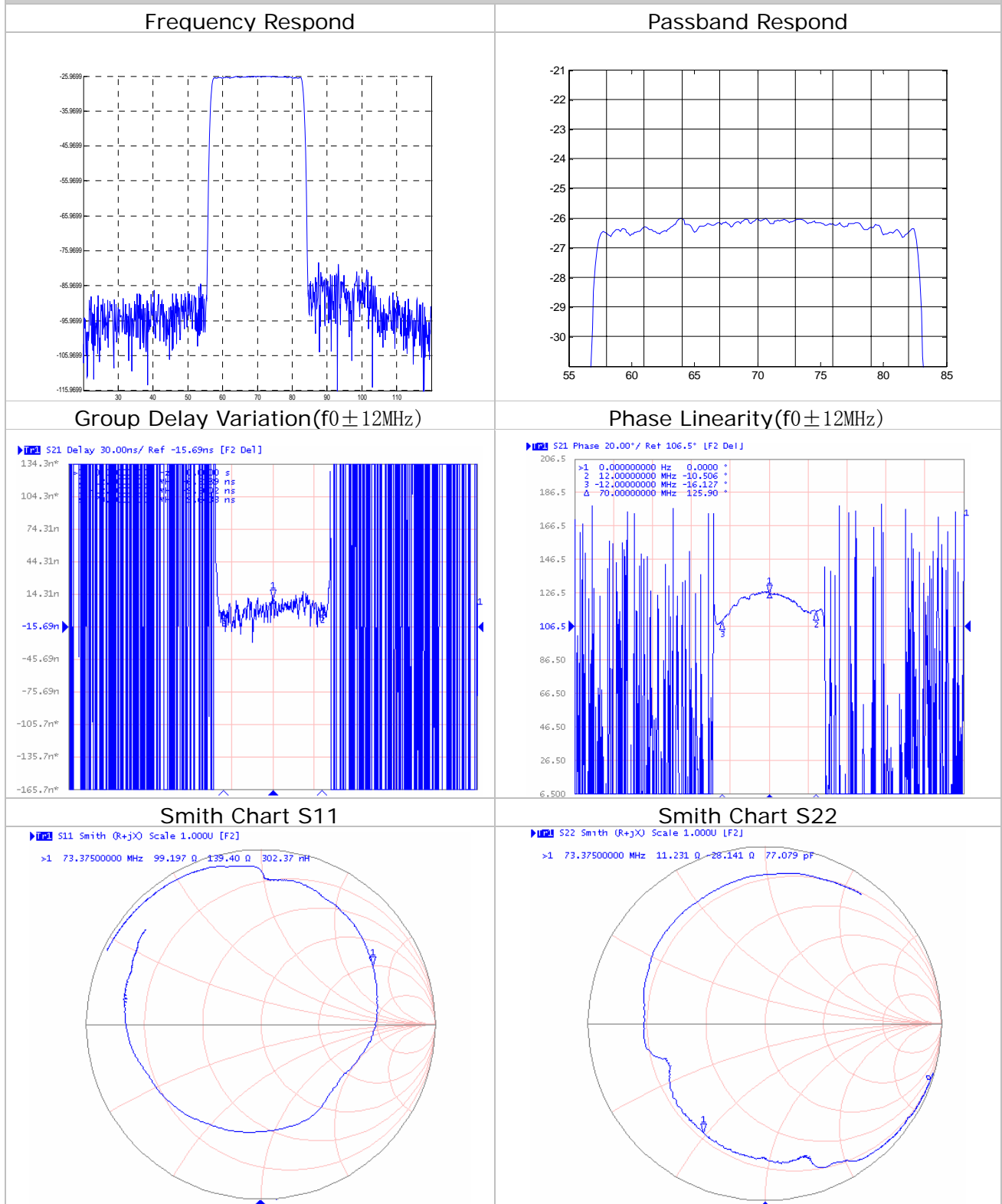
Input:1
Output:5



SIPAT Co., Ltd.
(CETC No. 26 Research Institute)
Nanping Huayuan Road No. 14
Chongqing, China, 400060

Part Number	LBN7049	
Rev. Date	2005-9-28	
Rev.	1.0	Page 2/3

Typical Performance



SIPAT Co., Ltd.
(CETC No. 26 Research Institute)
Nanping Huayuan Road No. 14
Chongqing, China, 400060

Part Number	LBN7049	
Rev. Date	2005-9-28	
Rev.	1.0	Page 3/3