

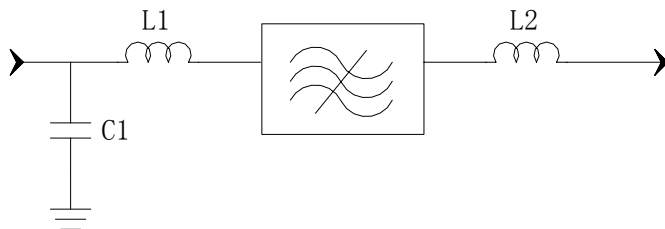
Specifications

Parameter	Unit	Minimum	Typical	Maximum
Center Frequency	MHz	139.8	140	140.2
Insertion Loss	dB	-	12	13.5
1dB Bandwidth	MHz	20.8	22	-
3dB Bandwidth	MHz	22	22.8	-
35dB Bandwidth	MHz	-	26.3	30.95
Passband Variation	dB	-	0.8	1
Absolute Delay	usec	-	0.93	-
Ultimate Rejection	dB	40	43	-
Substrate Material		LiNbO3		
Ambient Temperature	°C	25		
Package Size		SMP-53 (13.3 x 6.5 mm Nominal Footprint)		

Notes:

1. All specifications are based on the test circuit shown
2. In production, devices will be tested at room temperature to a guardbanded specification to ensure electrical compliance over temperature
3. Electrical margin has been built into the design to account for the variations due to temperature drift and manufacturing tolerances
4. This is the optimum impedance in order to achieve the performance show


Matching Configuration



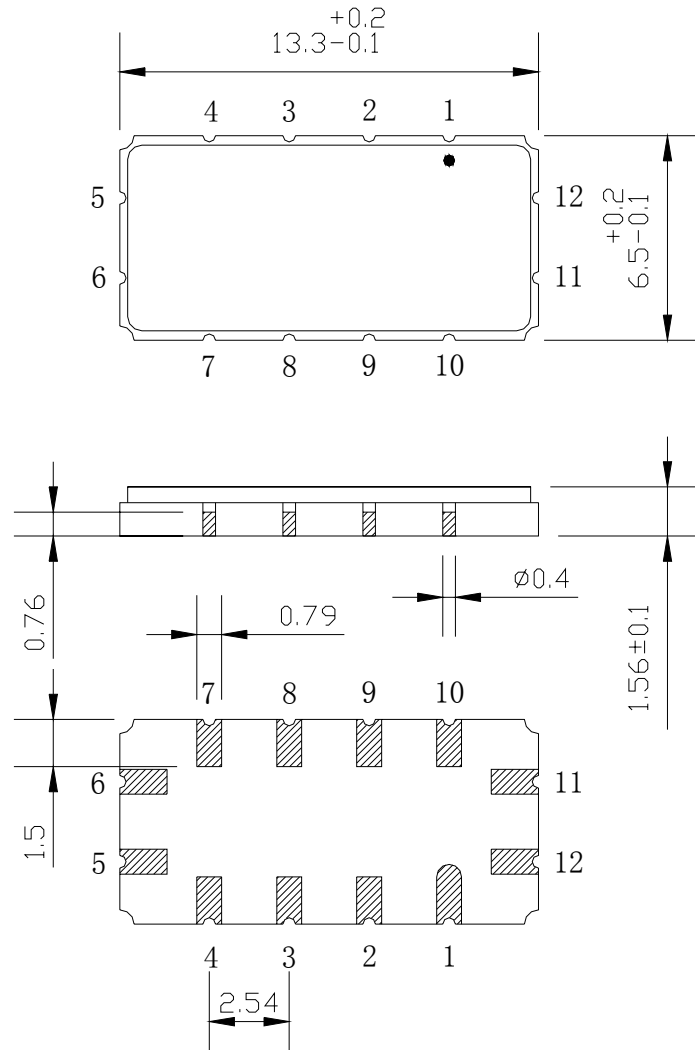
$$L1=L2=78nH \quad C=39pF$$

Source/Load Impedance=50 ohm


Notes - Component values may change depending on board layout.

	SIPAT Co., Ltd. (CETC No. 26 Research Institute) Nanping Huayuan Road No. 14 Chongqing, China, 400060	Part Number	LB140DS16	
		Rev. Date	2005-4-25	
		Rev.	1.0	Page

Package Dimension

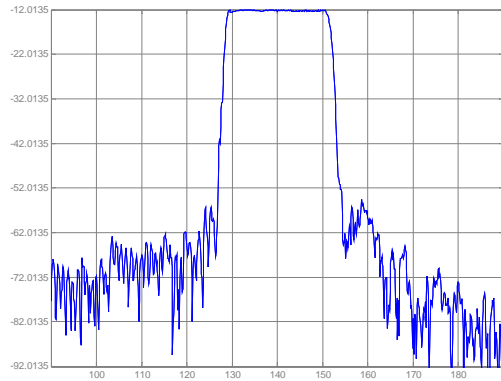


11: input
5: output
Others: Grounded

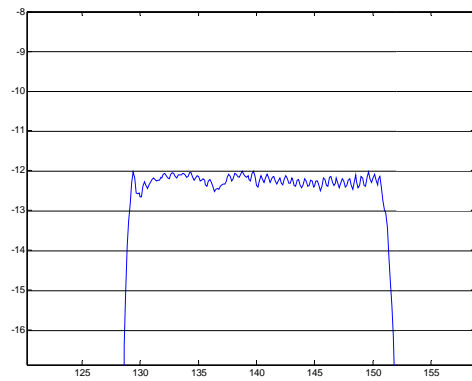
	SIPAT Co., Ltd. (CETC No. 26 Research Institute) Nanping Huayuan Road No. 14 Chongqing, China, 400060	Part Number	LB140DS16	
		Rev. Date	2005-4-25	
		Rev.	1.0	Page

Typical Performance

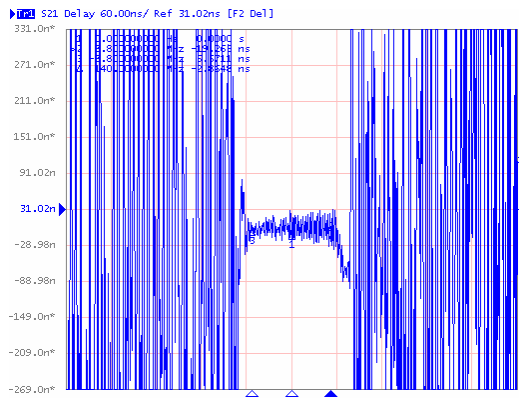
Frequency Respond



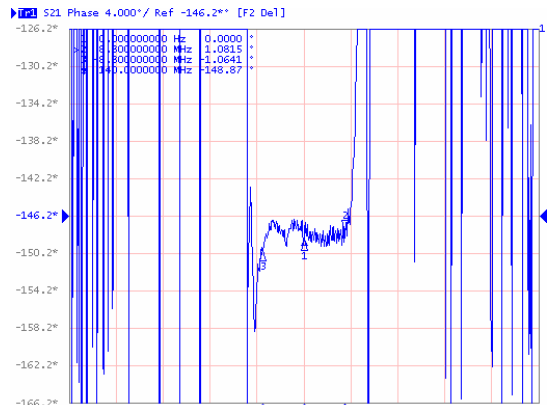
Passband Respond



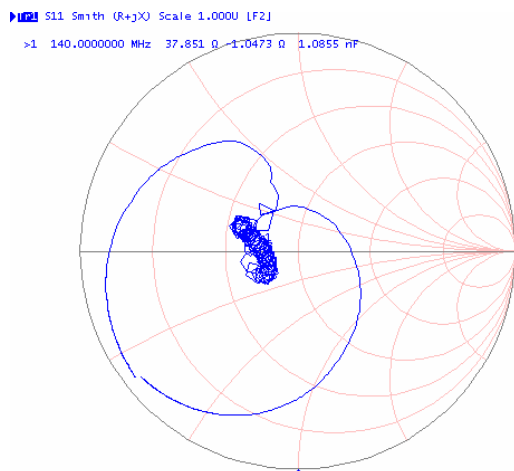
Group Delay Variation($f_0 \pm 8.8\text{MHz}$)



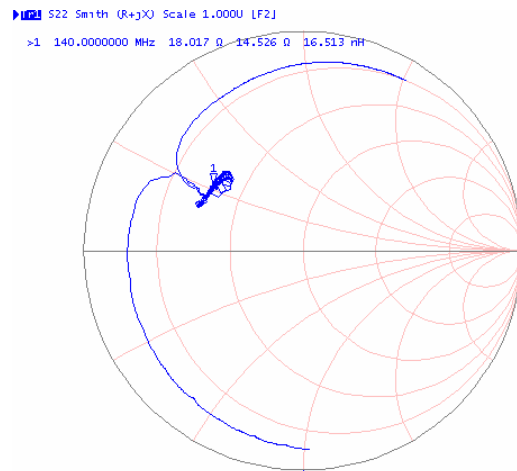
Phase Linearity($f_0 \pm 8.8\text{MHz}$)



Smith Chart S11



Smith Chart S22



SIPAT Co., Ltd.
(CETC No. 26 Research Institute)
Nanping Huayuan Road No. 14
Chongqing, China, 400060

Part Number

LB140DS16

Rev. Date

2005-4-25

Rev.

1.0

Page 3/3