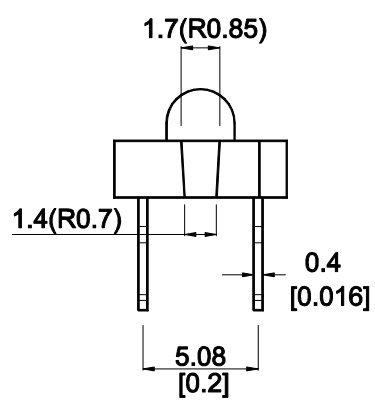
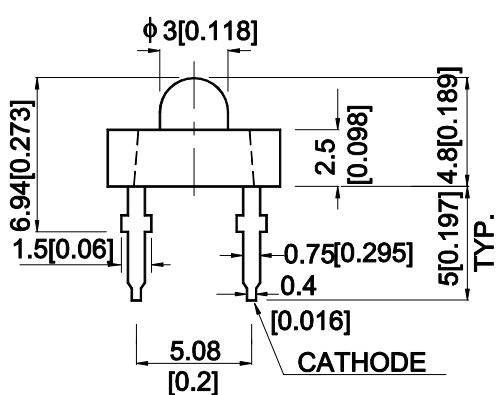
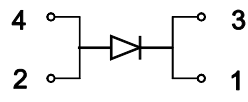
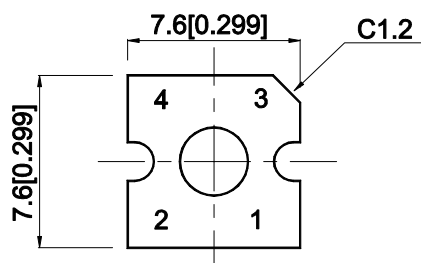


SUPER FLUX LEDS



UNIT : MM(INCH)
 TOLERANCE : ± 0.25[± 0.01] UNLESS OTHERWISE NOTED.

Selection Guide

Part No.	Dice	Lens Type	Iv (mcd) @20mA *70mA		Viewing Angle
			Min.	Typ.	2θ 1/2
L76761CPWC	WHITE (InGaN)	WATER CLEAR	400	600	20°
			*1000	*1700	

APPROVED: J. Lu	CHECKED: J. Chao	DRAWN : L.N. Sheu	SCALE : 3 : 1	DATA NO. : F9283	V.1
				DATE : OCT/24/2000	