



## Features

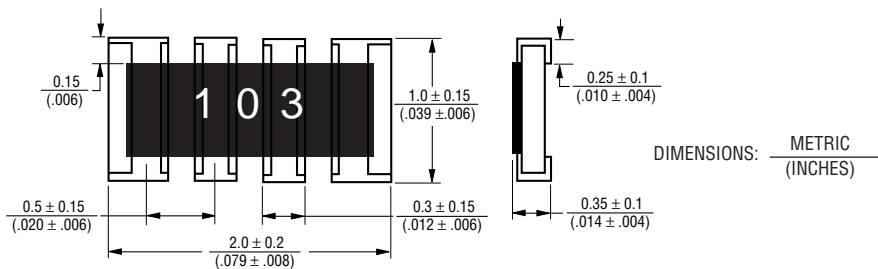
- Improvement of placement efficiency
- 4 insulated resistors in an 0804 size package
- Convex termination style
- E12 series from 10 ohms to 1 megohm
- Resistance tolerance  $\pm 5\%$
- Suitable for all types of soldering processes
- Paper tape on plastic reel for automatic placement

## Model CAY10 - Chip Resistor Array

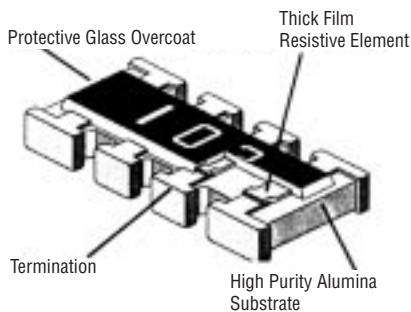
### Characteristics

Number of Elements .....4 (insulated)  
 Power Rating @ 70°C .....31 mW  
 Operating Temperature Range  
 .....-55°C to +125°C  
 Derated to 0 Load @ .....+125°C  
 Max. Working Voltage .....25V  
 Max. Overload Voltage .....50V  
 Resistance Tolerance ..... $\pm 5\%$   
 Resistance Range/E12 Series  
 .....10 ohms to 1 megohm  
 T.C.R. .... $\pm 250$ ppm/°C

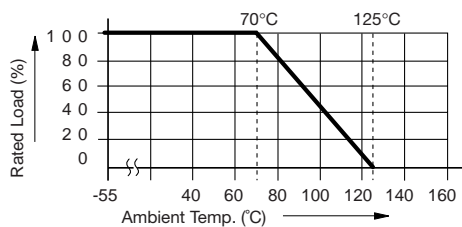
### Product Dimensions



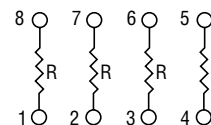
### Construction



### Derating Curve



### Isolated Circuit

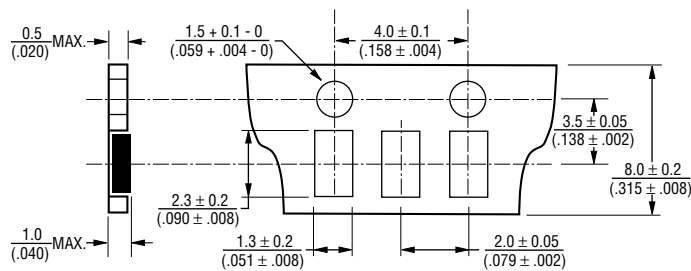


### How To Order

**CA Y 10 - 103 J 4**

Chip Arrays \_\_\_\_\_  
 Type \_\_\_\_\_  
 • Y = Convex  
 Model \_\_\_\_\_  
 • 10 = 0804 Package Size  
 Resistance Code \_\_\_\_\_  
 • 103 = 10K ohms  
 Resistance Tolerance \_\_\_\_\_  
 • J =  $\pm 5\%$   
 Resistors \_\_\_\_\_  
 • 4 = 4 pcs.

### Packaging Dimensions



### Land Pattern

