塑封硅整流桥堆

反向电压 50---1000V
正向电流 6.0 A

Single-phase Silicon Bridge Rectifier

Reverse Voltage 50 to 1000 V
Forward Current 6.0 A

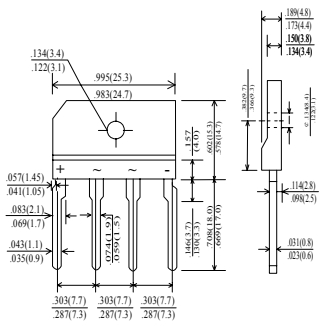

特征 Features

- 低的反向漏电流 Low reverse leakage
- 较强的正向浪涌承受能力 High forward surge capability
- 浪涌承受能力：170 A Surge overload rating:170 Amperes peak

机械数据 Mechanical Data

·封装: 塑料封装 Case: Molded Plastic
·极性: 标记模压或印于本体 Polarity: Symbols molded or marked on body
·安装位置: 任意 Mounting Position: Any
·重量: 4.6 克 Weight:4.6 Grams

极限值和温度特性 TA = 25℃ 除非另有规定。

Maximum Ratings & Thermal Characteristics Ratings at 25℃ ambient temperature unless otherwise specified.

	符号 Symbols	KBJ601 GBJ601	KBJ602 GBJ602	KBJ603 GBJ603	KBJ604 GBJ604	KBJ606 GBJ606	KBJ608 GBJ608	KBJ610 GBJ610	单位 Unit
最大可重复峰值反向电压 Maximum repetitive peak reverse voltage	V_{RRM}	100	200	300	400	600	800	1000	V
最大均方根电压 Maximum RMS voltage	V_{RMS}	70	140	210	280	420	560	700	V
最大直流阻断电压 Maximum DC blocking voltage	V_{DC}	100	200	300	400	600	800	1000	V
最大正向平均整流电流 加散热片T_C =111℃ Maximum average forward rectified current	$I_{F(AV)}$	6.0							A
无散热片Ta=25℃		2.8							
峰值正向浪涌电流 8.3ms单一正弦半波 Peak forward surge current 8.3 ms single half sine-wave	I_{FSM}	170							A
最大反向峰值电流 @TA = 75℃ Maximum peak reverse current full cycle	$I_{R(AV)}$	30							μA
典型热阻 Typical thermal resistance	$R_{\theta JA}$	10							℃/W
工作结温和存储温度 Operating junction and storage temperature range	Tj, TSTG	-50 --- +150							℃

电特性 TA = 25℃ 除非另有规定。

Electrical Characteristics Ratings at 25℃ ambient temperature unless otherwise specified.

		符号 Symbols	KBJ601 GBJ601	KBJ602 GBJ602	KBJ603 GBJ603	KBJ604 GBJ604	KBJ606 GBJ606	KBJ608 GBJ608	KBJ610 GBJ610	单位 Unit
最大正向电压 Maximum forward voltage	I_F = 3.0A	V_F	1.0							V
最大反向电流 Maximum reverse current	TA= 25℃	I_R	10							μA
	TA=100℃		500							
典型结电容 V_R = 4.0V, f = 1MHz Type junction capacitance		Cj	40							pF

特性曲线　Characteristic Curves

正向特性曲线（典型值）
TYPICAL FORWARD CHARACTERISTIC

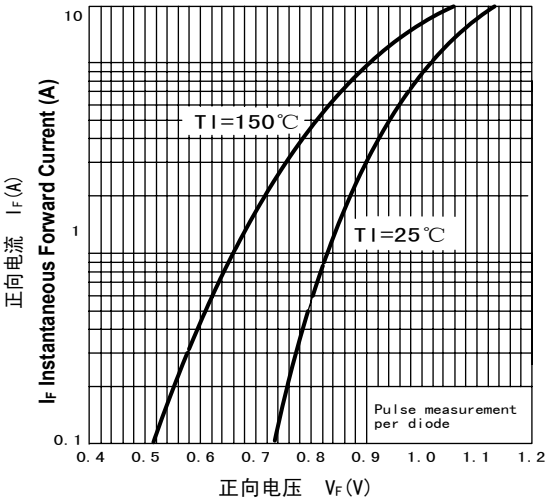

正向电流降额曲线
FORWARD CURRENT DERATING CURVE

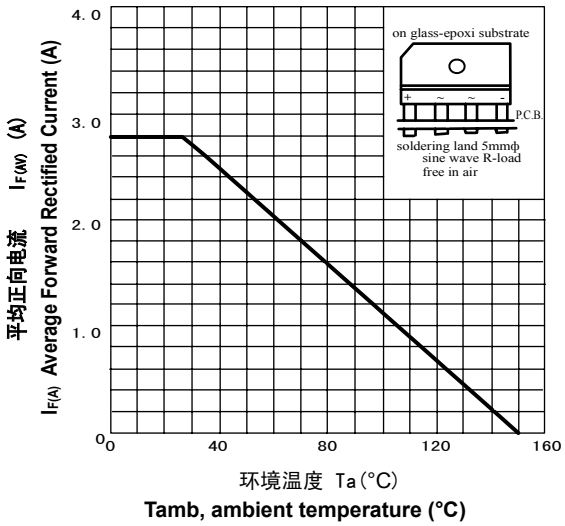

浪涌特性曲线（最大值）
MAXIMUM NON REPETITIVE
PEAK FORWARD SURGE CURRENT

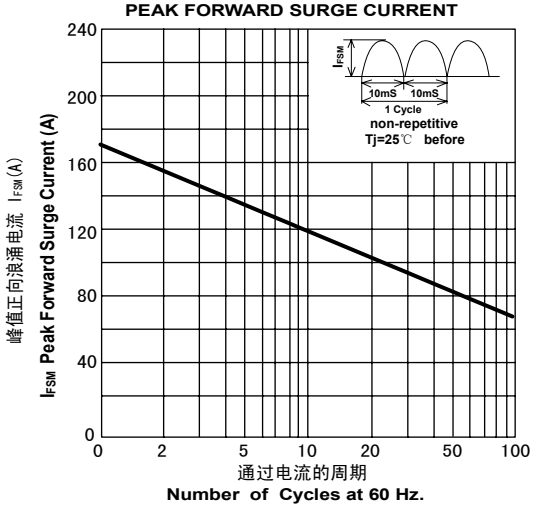

功率损耗曲线
FORWARD POWER DISSIPATION

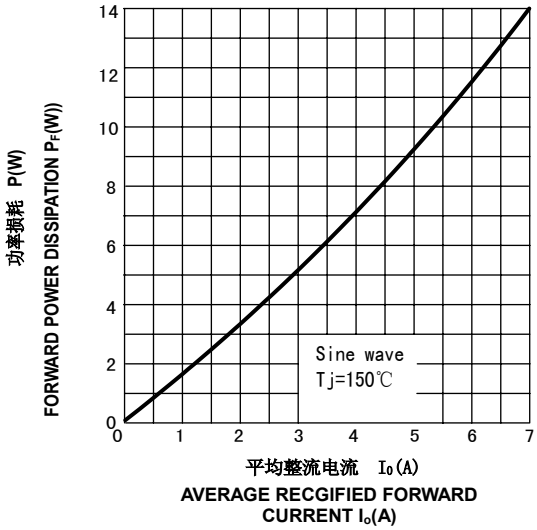
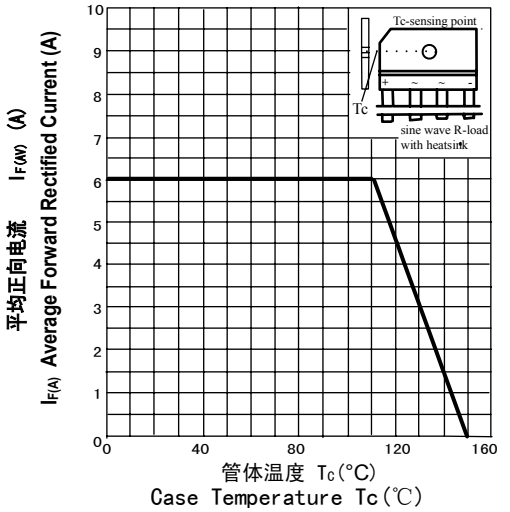
正向电流降额曲线
FORWARD CURRENT DERATING CURVE