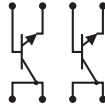



CYT5551D

**SURFACE MOUNT
DUAL, ISOLATED NPN
SILICON TRANSISTORS**

SUPERmini™



SOT-228 CASE

Central™
Semiconductor Corp.

DESCRIPTION:

The CENTRAL SEMICONDUCTOR CYT5551D type consists of two (2) isolated NPN silicon transistors packaged in an epoxy molded SOT-228 surface mount case. Manufactured by the epitaxial planar process, this SUPERmini™ device is ideal for high voltage amplifier applications.

MARKING CODE: FULL PART NUMBER

MAXIMUM RATINGS: (T_A=25°C)

Collector-Base Voltage
Collector-Emitter Voltage
Emitter-Base Voltage
Collector Current
Power Dissipation
Operating and Storage
Junction Temperature
Thermal Resistance

SYMBOL		UNITS
V _{CBO}	180	V
V _{CEO}	160	V
V _{EBO}	6.0	V
I _C	600	mA
P _D	2.0	W
T _J , T _{stg}	-65 to +150	°C
θ _{JA}	62.5	°C/W

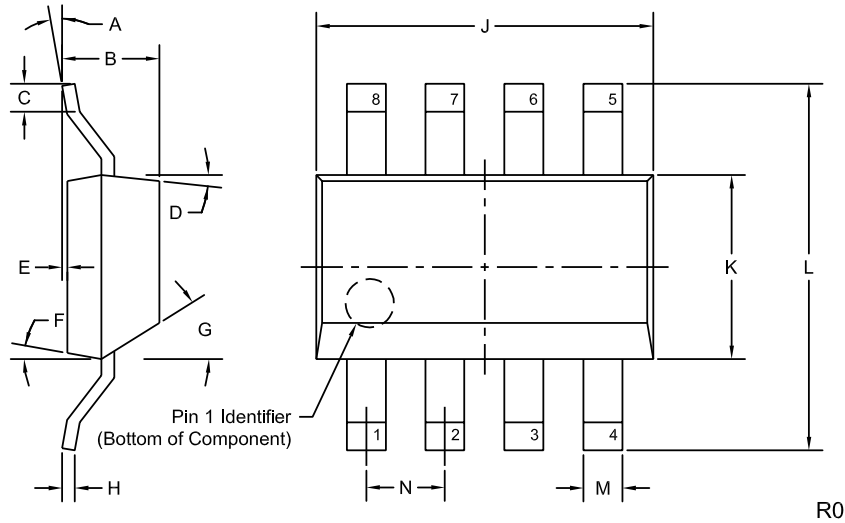
ELECTRICAL CHARACTERISTICS PER TRANSISTOR: (T_A=25°C unless otherwise noted)

SYMBOL	TEST CONDITIONS	MIN	TYP	MAX	UNITS
I _{CBO}	V _{CB} =120V			50	nA
I _{CBO}	V _{CB} =120V, T _A =100°C			50	μA
I _{EBO}	V _{BE} =4.0V			50	nA
BV _{CBO}	I _C =100μA	180			V
BV _{CEO}	I _C =1.0mA	160			V
BV _{EBO}	I _E =10μA	6.0			V
V _{CE(SAT)}	I _C =10mA, I _B =1.0mA			0.15	V
V _{CE(SAT)}	I _C =50mA, I _B =5.0mA			0.20	V
V _{BE(SAT)}	I _C =10mA, I _B =1.0mA			1.00	V
V _{BE(SAT)}	I _C =50mA, I _B =5.0mA			1.00	V
h _{FE}	V _{CE} =5.0V, I _C =1.0mA	80			
h _{FE}	V _{CE} =5.0V, I _C =10mA	80		250	
h _{FE}	V _{CE} =5.0V, I _C =50mA	30			
f _T	V _{CE} =10V, I _C =10mA, f=100MHz	100		300	MHz
C _{ob}	V _{CB} =10V, I _E =0, f=1.0MHz			6.0	pF
C _{ib}	V _{EB} =0.5V, I _C =0, f=1.0MHz			20	pF
h _{fe}	V _{CE} =10V, I _C =1.0mA, f=1.0kHz	50		200	
NF	V _{CE} =5.0V, I _C =200μA, R _S =10Ω f=10Hz to 15.7kHz			8.0	dB

R1 (11-August 2005)

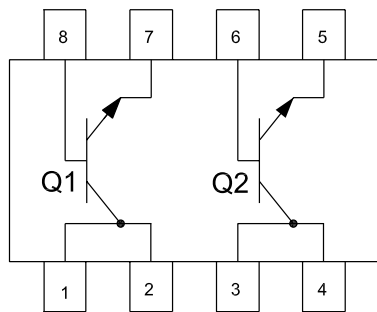
**SURFACE MOUNT
DUAL, ISOLATED NPN
SILICON TRANSISTORS**

SOT-228 CASE - MECHANICAL OUTLINE



LEAD CODE:

- 1) COLLECTOR Q1
- 2) COLLECTOR Q1
- 3) COLLECTOR Q2
- 4) COLLECTOR Q2
- 5) EMITTER Q2
- 6) BASE Q2
- 7) EMITTER Q1
- 8) BASE Q1



SYMBOL	INCHES		MILLIMETERS	
	MIN	MAX	MIN	MAX
A	0°	10°	0°	10°
B	—	0.075	—	1.90
C	0.018	—	0.45	—
D	4°	10°	4°	10°
E	0.000	0.004	0.00	0.10
F	4°	10°	4°	10°
G	36°	45°	36°	45°
H	0.010		0.25	
J	0.248	0.264	6.30	6.70
K	0.130	0.146	3.30	3.70
L	0.264	0.287	6.70	7.30
M	0.027	0.030	0.68	0.76
N	0.060		1.53	

SOT-228 (REV: R0)

**MARKING CODE:
FULL PART NUMBER**

R1 (11-August 2005)