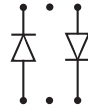


CMLSH-4DO

**SURFACE MOUNT PICOmini™
DUAL ISOLATED
OPPOSING SILICON
SCHOTTKY DIODES**

PICOmini™



SOT-563 CASE

Central™

Semiconductor Corp.

DESCRIPTION:

The CENTRAL SEMICONDUCTOR CMLSH-4DO are two individual electrically isolated 40 volt Schottky Diodes of opposing polarity, in a space saving SOT-563 surface mount package. This PICOmini™ device has been designed for applications requiring fast switching speeds and a low forward voltage drop.

MARKING CODE: L40

MAXIMUM RATINGS: ($T_A=25^\circ\text{C}$)

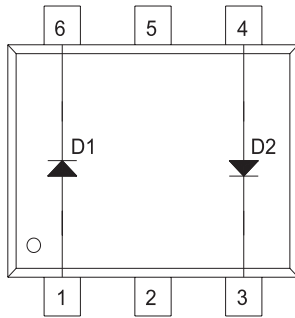
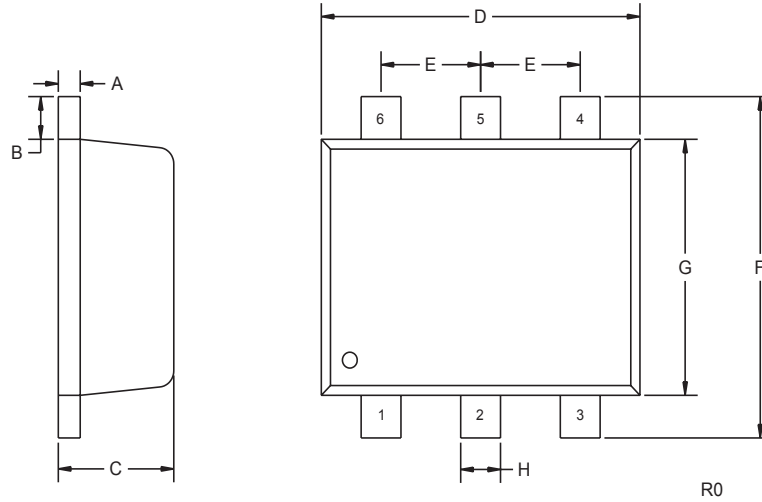
	SYMBOL		UNITS
Peak Repetitive Reverse Voltage	V_{RRM}	40	V
Continuous Forward Current	I_F	200	mA
Peak Repetitive Forward Current	I_{FRM}	350	mA
Forward Surge Current, $t_p=10\text{ms}$	I_{FSM}	750	mA
Power Dissipation	P_D	250	mW
Operating and Storage			
Junction Temperature	T_J, T_{stg}	-65 to +150	$^\circ\text{C}$
Thermal Resistance	θ_{JA}	500	$^\circ\text{C/W}$

ELECTRICAL CHARACTERISTICS PER DIODE: ($T_A=25^\circ\text{C}$ unless otherwise noted)

SYMBOL	TEST CONDITIONS	MIN	TYP	MAX	UNITS
B_{VR}	$I_R=100\mu\text{A}$	40	50		V
V_F	$I_F=2.0\text{mA}$		0.29	0.33	V
V_F	$I_F=15\text{mA}$		0.37	0.42	V
V_F	$I_F=100\text{mA}$		0.61	0.80	V
V_F	$I_F=200\text{mA}$		0.65	1.0	V
I_R	$V_R=25\text{V}$		90	500	nA
I_R	$V_R=25\text{V}, T_A=100^\circ\text{C}$		25	100	μA
C_T	$V_R=1.0\text{V}, f=1.0\text{ MHz}$		7.0		pF
t_{rr}	$I_F=I_R=10\text{mA}, I_{rr}=1.0\text{mA}, R_L=100\Omega$			5.0	ns

R2 (28-May 2003)

SOT-563 CASE - MECHANICAL OUTLINE



SYMBOL	DIMENSIONS		MILLIMETERS	
	INCHES		MIN	MAX
A	0.004	0.007	0.10	0.18
B	0.008		0.20	
C	0.022	0.024	0.56	0.60
D	0.059	0.067	1.50	1.70
E	0.020		0.50	
F	0.061	0.067	1.55	1.70
G	0.047		1.20	
H	0.006	0.012	0.15	0.30

SOT-563 (REV: R0)

LEAD CODE:

- 1) ANODE D1
- 2) NC
- 3) CATHODE D2
- 4) ANODE D2
- 5) NC
- 6) CATHODE D1

MARKING CODE: L40