

STANDARD RECOVERY DIODES

Hockey Puk Version

Features

- Wide current range
- High voltage ratings up to 1000V
- High surge current capabilities
- Diffused junction
- Hockey Puk version
- Case style DO-200AB (B-PUK)

Typical Applications

- Converters
- Power supplies
- High power drives
- Auxiliary system supplies for traction applications

2100A



case style DO-200AB (B-PUK)

Major Ratings and Characteristics

Parameters	SD2000C..L	Units	
$I_{F(AV)}$	2100	A	
@ T_{hs}	55	°C	
$I_{F(RMS)}$	3900	A	
@ T_{hs}	25	°C	
I_{FSM}	@ 50Hz	23900	A
	@ 60Hz	25000	A
I^2t	@ 50Hz	2857	KA ² s
	@ 60Hz	2608	KA ² s
V_{RRM} range	400 to 1000	V	
T_J	- 40 to 180	°C	

ELECTRICAL SPECIFICATIONS

Voltage Ratings

Type number	Voltage Code	V_{RRM} , maximum repetitive peak reverse voltage V	V_{RSM} , maximum non-repetitive peak rev. voltage V	I_{RRM} max. @ $T_J = 180^\circ\text{C}$ mA
SD2000C..L	04	400	500	60
	08	800	900	
	10	1000	1100	

Forward Conduction

Parameter	SD2000C..L	Units	Conditions
$I_{F(AV)}$ Max. average forward current @ Heatsink temperature	2100 (1040)	A	180° conduction, half sine wave
	55 (85)	°C	Double side (single side) cooled
$I_{F(RMS)}$ Max. RMS forward current	3900	A	@ 25°C heatsink temperature double side cooled
I_{FSM} Max. peak, one-cycle forward, non-repetitive surge current	23900	A	t = 10ms No voltage reappplied
	25000		t = 8.3ms
	20100		t = 10ms 100% V_{RRM} reappplied
	21000		t = 8.3ms
I^2t Maximum I^2t for fusing	2857	KA ² s	t = 10ms No voltage reappplied
	2608		t = 8.3ms
	2020		t = 10ms 100% V_{RRM} reappplied
	1844		t = 8.3ms
$I^2\sqrt{t}$ Maximum $I^2\sqrt{t}$ for fusing	28570	KA ² √s	t = 0.1 to 10ms, no voltage reappplied
$V_{F(TO)1}$ Low level value of threshold voltage	0.74	V	$(16.7\% \times \pi \times I_{F(AV)} < I < \pi \times I_{F(AV)})$, $T_J = T_J$ max.
$V_{F(TO)2}$ High level value of threshold voltage	0.86		$(I > \pi \times I_{F(AV)})$, $T_J = T_J$ max.
r_{f1} Low level value of forward slope resistance	0.13	mΩ	$(16.7\% \times \pi \times I_{F(AV)} < I < \pi \times I_{F(AV)})$, $T_J = T_J$ max.
r_{f2} High level value of forward slope resistance	0.12		$(I > \pi \times I_{F(AV)})$, $T_J = T_J$ max.
V_{FM} Max. forward voltage drop	1.55	V	$I_{pk} = 6000\text{A}$, $T_J = T_J$ max, $t_p = 10\text{ms}$ sinusoidal wave

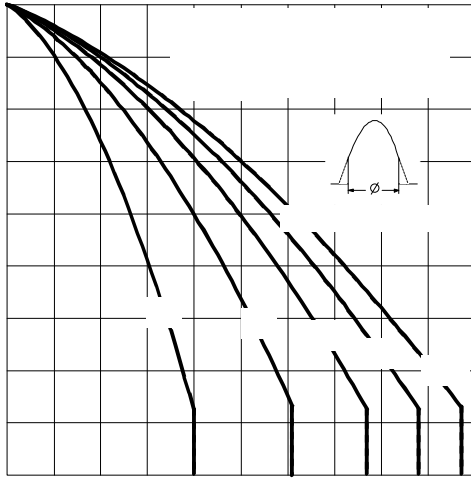


Fig. 3 - Current Ratings Characteristics

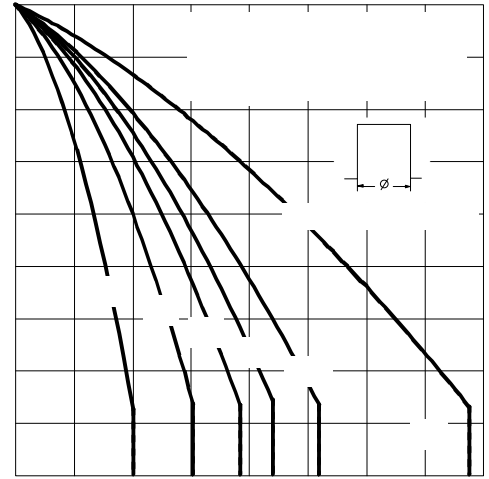


Fig. 4 - Current Ratings Characteristics

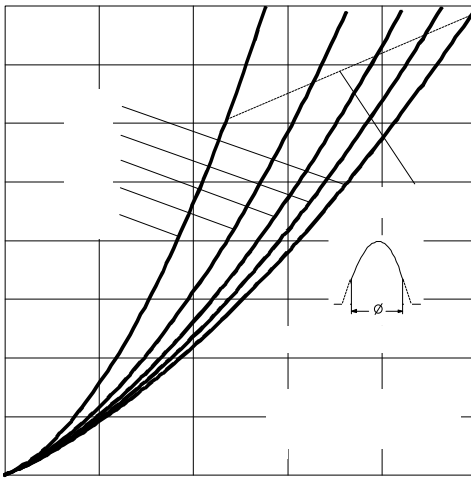


Fig. 5 - Forward Power Loss Characteristics

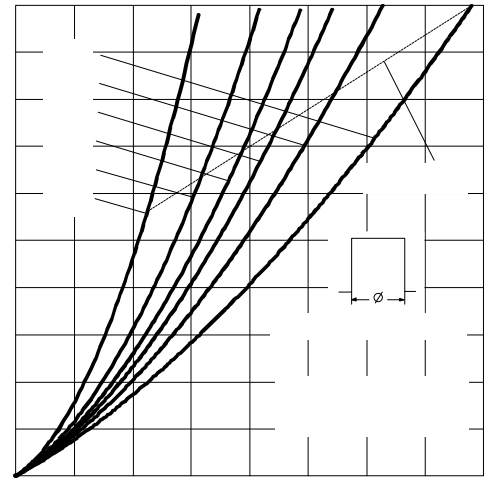


Fig. 6 - Forward Power Loss Characteristics

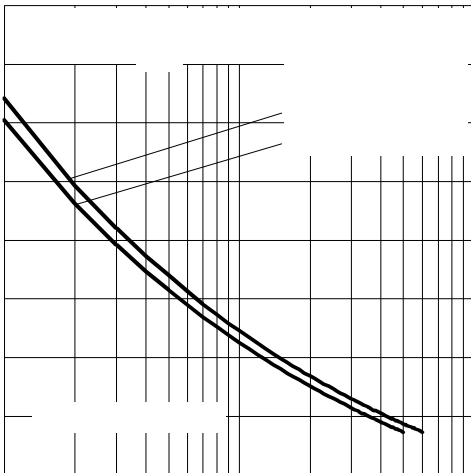


Fig. 7 - Maximum Non-Repetitive Surge Current

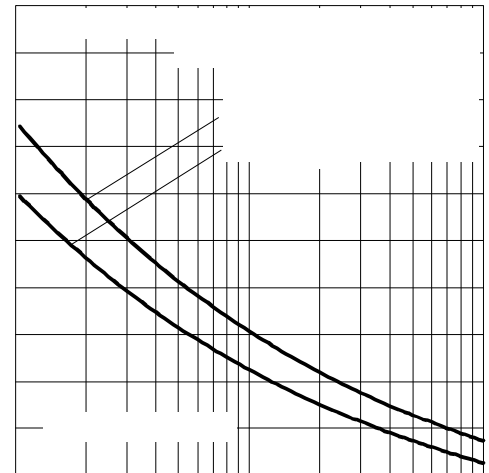


Fig. 8 - Maximum Non-Repetitive Surge Current

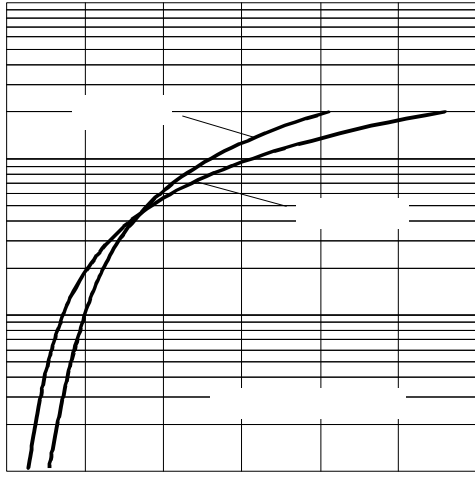


Fig. 9 - Forward Voltage Drop Characteristics

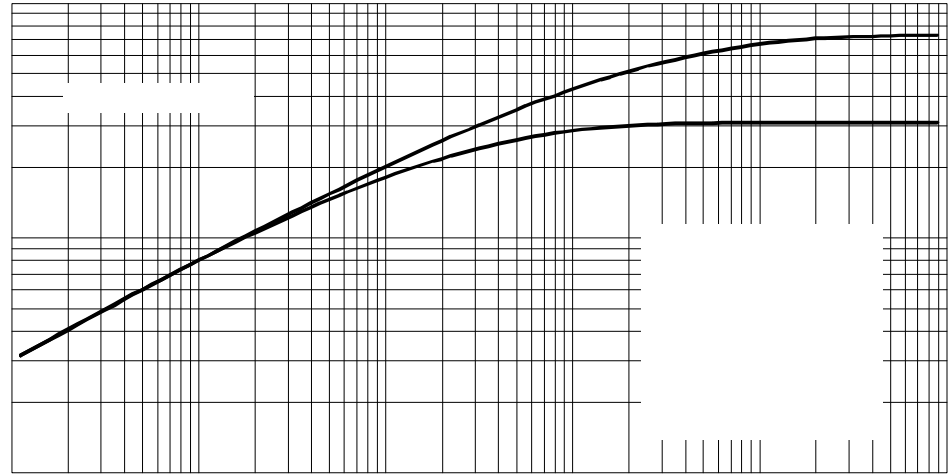


Fig. 10 - Thermal Impedance Z_{thJ-hs} Characteristics

Thermal and Mechanical Specifications

Parameter	SD2000C..L	Units	Conditions
T _J Max. junction operating temperature range	-40 to 180	°C	
T _{stg} Max. storage temperature range	-55 to 200		
R _{thJ-hs} Max. thermal resistance, junction to heatsink	0.073 0.031	K/W	DC operation single side cooled DC operation double side cooled
F Mounting force, ± 10%	14700 (1500)	N (Kg)	
wt Approximate weight	255	g	
Case style	DO-200AB(B-PUK)		See Outline Table

 ΔR_{thJ-hs} Conduction

(The following table shows the increment of thermal resistance R_{thJ-hs} when devices operate at different conduction angles than DC)

Conduction angle	Sinusoidal conduction		Rectangular conduction		Units	Conditions
	Single Side	Double Side	Single Side	Double Side		
180°	0.009	0.009	0.006	0.006	K/W	T _J = T _J max.
120°	0.011	0.011	0.011	0.011		
90°	0.014	0.014	0.015	0.015		
60°	0.020	0.020	0.021	0.021		
30°	0.036	0.036	0.036	0.036		

Ordering Information Table

Device Code	
1	- Diode
2	- Essential part number
3	- 0 = Standard recovery
4	- C = Ceramic Puk
5	- Voltage code: Code x 100 = V _{RRM} (see Voltage Ratings Table)
6	- L = Puk Case DO-200AB (B-PUK)

Outline Table

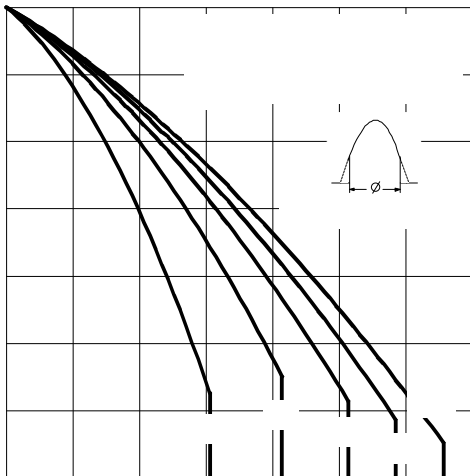
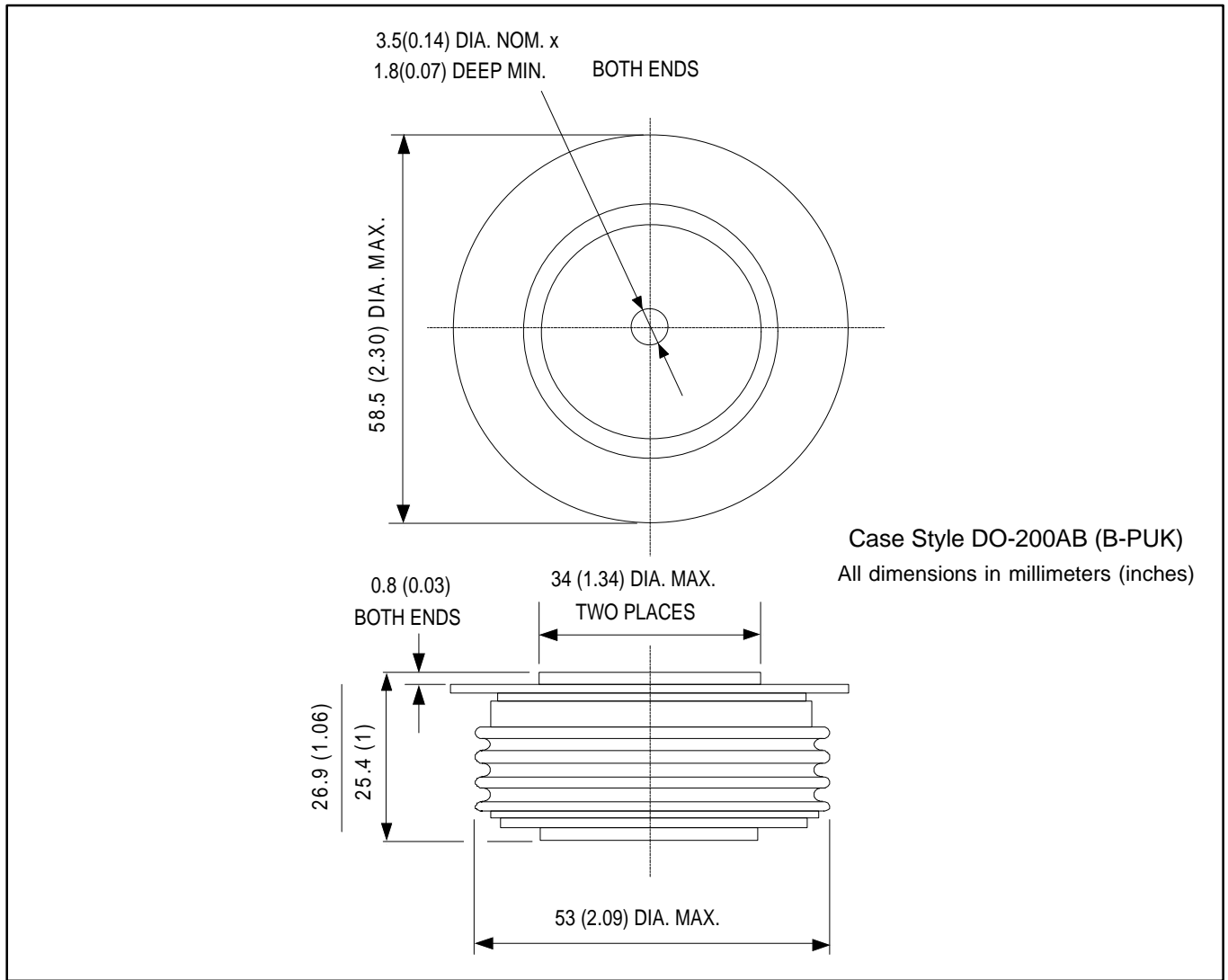


Fig. 1 - Current Ratings Characteristics

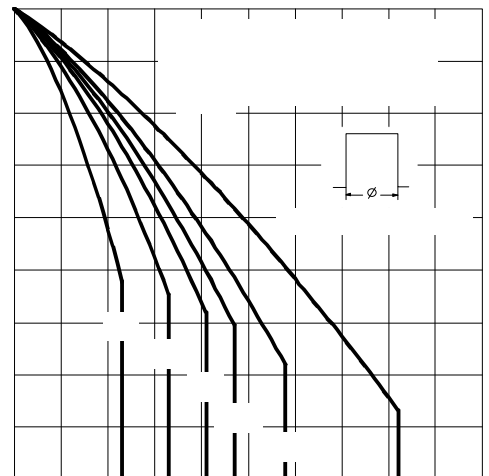


Fig. 2 - Current Ratings Characteristics