




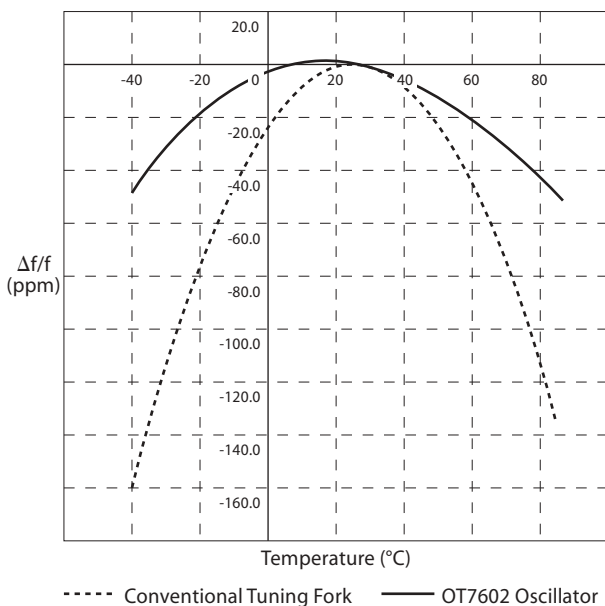
PAD	CONNECTION	PAD	CONNECTION
1	FOUT output enable (CLKOE)	6	Frequency output (CLKOUT)
2	Not connected	7	Not connected
4	Not connected	9	Not connected
5	Supply (VDD)	10	Ground

Scale 2:1

Features

-  **Excellent temperature performance**
-  **Low power consumption**
-  **High shock and vibration resistance**

Temperature Characteristics



Specifications

Parameters	Product	Option Codes
	OT7602C2	
Frequency:	32.7680kHz	■
Calibration tolerance:	±10ppm ±20ppm Other	□ ■ □ A B specify
Frequency stability:	0 ~ -10ppm (0 to +50°C) 0 ~ -30ppm (-20 to +70°C) 0 ~ -50ppm (-40 to +85°C)	■ ■ ■
Operating temperature range:	-40 to +85°C	■
Storage temperature range:	-55 to +125°C	■
Turnover temperature (T₀):	+20°C	■
Frequency / temp coefficient:	-0.012ppm/°C ²	■
Supply voltage (V_{DD}):	2.3 ~ 3.6V	■
Voltage coefficient:	±3ppm/V max	■
Supply current:	7μA typ, 10μA max (V _{DD} = 3.3V, no load)	■
Driving ability:	15pF CMOS	■
Output voltage:	'0' level (I _{VOH}) = 0.4V max '1' level (I _{VOH}) = V _{DD} - 0.4V min	■ ■
Start up time:	0.3s max	■
Waveform symmetry:	49:51 max @ 50%V _{DD}	■
Rise / fall times:	100ns max	■
Enable / disable function:	Tristate (control via pad 1)	■
Ageing:	±3ppm max first year	■
Shock and vibration resistance:	±5ppm, 5,000g, 0.3ms, ½ sine ±5ppm, 20g, 10.0 ~ 2,000Hz	■ ■
Soldering condition:	Reflow, 260°C, 20 sec max	■

■ Standard. □ Optional - Please specify required code(s) when ordering

Enable / Disable Function

Input (pad 1)	Output (pad 6)
Open	Enabled
'1' level	Enabled
'0' level	High Impedance

Ordering Information

Package type + option code

eg: **OT7602C2/B** ±20ppm (standard)

OT7602C2/A ±10ppm

Option code X (eg OT7602C2/X) denotes a custom spec.

- ◆ Available on T&R - 1k, 2.5k or 5k pcs per reel.
- ◆ Refer to our website for T&R and soldering details.