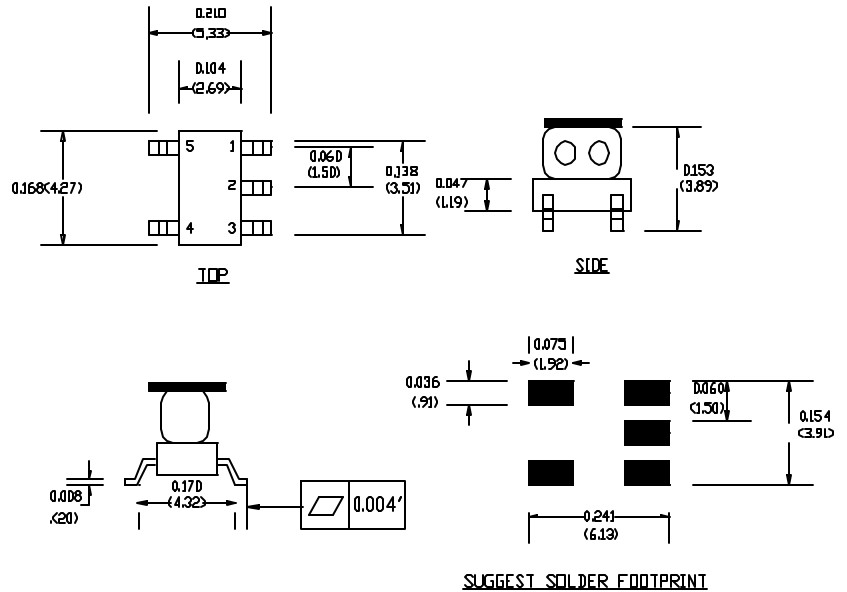


SM-138-A



Features

- Surface mount
- 1:4 Impedance
- CT on Secondary
- Available on Tape & Reel

Description

Note: SM-138-A incorporates the Plastic Disk

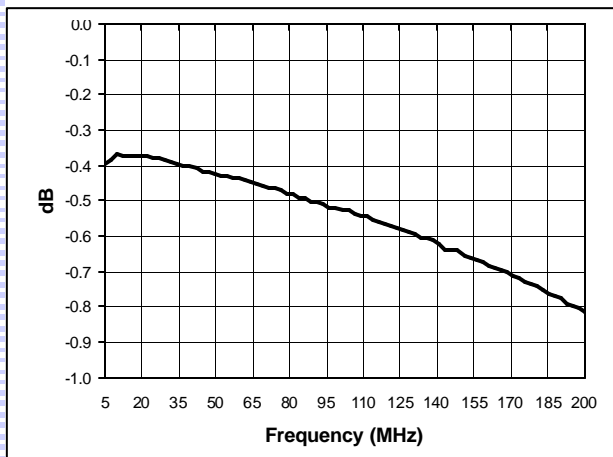
M/A Com's MABACT0018 is a 1:4 RF flux coupled step-up transformer in a low cost, surface mount package. Ideally suited for high volume cellular & wireless applications. Typical applications include single to balance mode conversion and impedance matching.

Electrical Specifications @ 25°C

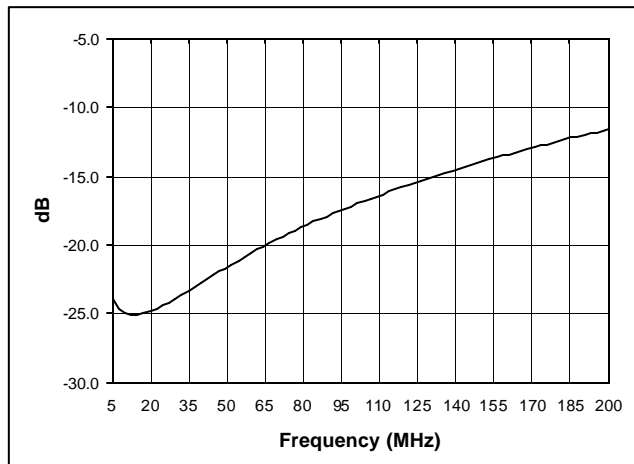
Parameter	Frequency (MHz)	Units	Min.	Typ.	Max.
Frequency Range.	5 – 65	-	-	-	-
	65 - 200	-	-	-	-
Insertion Loss.	5 – 65	dB	-	0.40	0.7
	65 - 200	dB	-	0.90	1.5
Amp Balance.	5 – 65	dB	-	0.02	0.1
	65 - 200	dB	-	0.20	0.5
Phase Balance.	5 – 65	°	-	0.40	2.0
	65 - 200	°	-	2.0	8.0
Input Return Loss.	5 – 65	dB	15.0	22.0	-
	65 - 200	dB	7.0	11.0	-

Note: Specifications subject to change without notice.

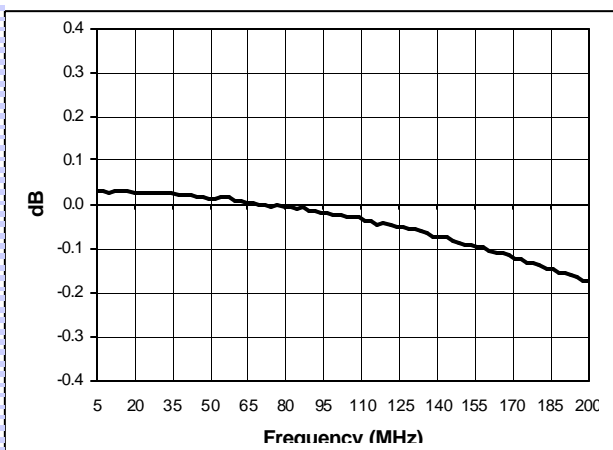
Insertion Loss



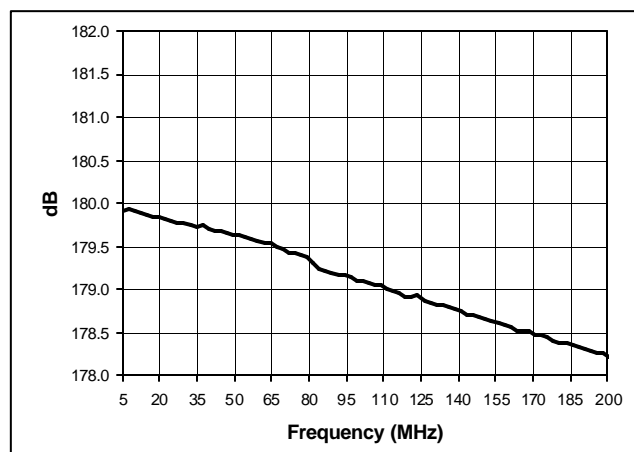
Input Return Loss



Amplitude Unbalance



Phase Unbalance



Rev A

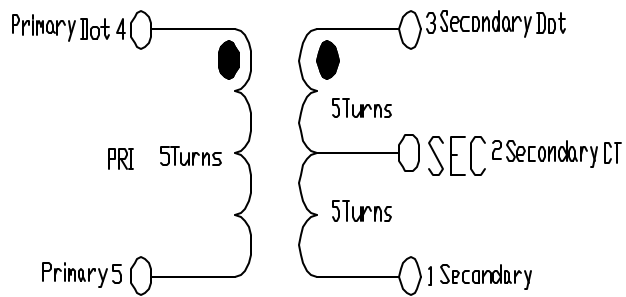
Specifications subject to change without notice.

- North America: Tel. (800) 366-2266, Fax (800) 618-8883
- Asia/Pacific: Tel.+81-44-844-8296, Fax +81-44-844-8298
- Europe: Tel. +44 (1908) 574 200, Fax+44 (1908) 574 300

Visit www.macom.com for additional data sheets and product information.



Schematic



Pin Configuration

Pin No.	Function
1	Secondary
2	Secondary CT
3	Secondary Dot
4	Primary Dot
5	Primary

Absolute Maximum Ratings

Parameter	Absolute Maximum
RF Power	50 mW
Peak IF Current	200 mA
Storage Temperature	-40°C to +85° C
Operating Temperature	-40°C to +85° C
Pin Temperature (10 Seconds)	260° C

Rev A

Specifications subject to change without notice.

- North America: Tel. (800) 366-2266, Fax (800) 618-8883
- Asia/Pacific: Tel.+81-44-844-8296, Fax +81-44-844-8298
- Europe: Tel. +44 (1908) 574 200, Fax+44 (1908) 574 300

Visit www.macom.com for additional data sheets and product information.

tyco / Electronics

M/A-COM