


FEATURES

- Integrated Monolithic Downconverter
- High Linearity
- Single Supply Voltage Operation
- High Reliability

DESCRIPTION

The FMM5117X is a double, single balanced diode mixer downconverter designed for applications in the 20 to 32GHz frequency range. The device consists of a low noise mixer, LO amplifier, and LO frequency doubler. This downconverter is uniquely suited for point-to-point radios, local multi-point distribution systems (LMDS) and satellite communications, as it offers a high dynamic range over a large bandwidth.



Eudyna's stringent Quality Assurance Program assures the highest reliability and consistent performance.

ABSOLUTE MAXIMUM RATINGS (Ambient Temperature Ta=25°C)

Parameter	Symbol	Rating	Unit
DC Supply Voltage	V _{DD1,2}	8	V
Input Power	P _{inRF}	20	dBm
Input Power	P _{inLO}	10	dBm
Storage Temperature	T _{stg}	-65 to +175	°C

RECOMMENDED OPERATING CONDITIONS

Item	Symbol	Recommend			Unit
		Min.	Typ.	Max.	
DC Supply Voltage	V _{DD1,2}		5.0		V
Input LO Power Level	P _{inLO}	0.0	3.0	5.0	dBm
Operating Backside Temperature	T _{bs}	-45	25	110	°C

Note 1: This product should be hermetically packaged.

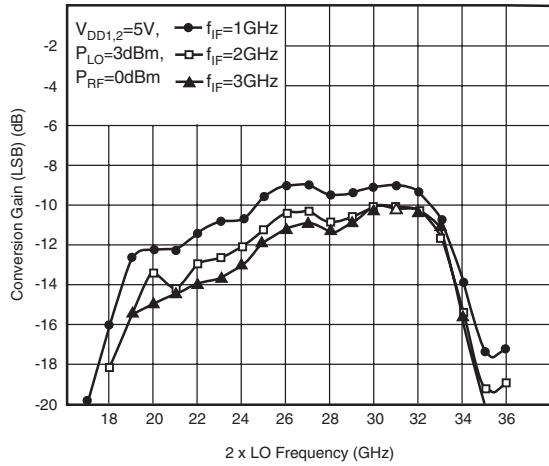
ELECTRICAL CHARACTERISTICS (Ambient Temperature Ta=25°C)

Item	Symbol	Conditions	Limits			Unit
			Min.	Typ.	Max.	
RF Frequency Range	f _{RF}	V _{DD1,2} =5V, V _{GG} =0V, P _{LO} =3dBm, P _{RF} =0dBm	20	-	32	GHz
LO Frequency Range	f _{LO}		9.5	-	16.5	GHz
IF Frequency Range (Note 2)	f _{IF}		0.1	-	3	GHz
Conversion Gain	G		-18	-10	-	dB
Conversion Gain Flatness (fixed f _{IF} , swept f _{LO}) (f _{IF} =1.0GHz)	ΔG		-	5	-	dB
Conversion Gain Flatness (fixed f _{LO} , swept f _{IF}) (f _{LO} =13.5GHz)	ΔG		-	2	-	dB
Return Loss (RF/LO)	RL _{RF} , RL _{LO}		-	12	-	dB
Return Loss (IF)	RL _{IF}		-	4	-	dB
Input P1dB at RF Port	P1dB _{RFIN}		-	15	-	dBm
3rd Order Input Intercept Point	IIP3		-	23	-	dBm
DC Current Consumption	I _{DC}		-	100	150	mA
RF Current Consumption	I _{RF}		-	140	200	mA

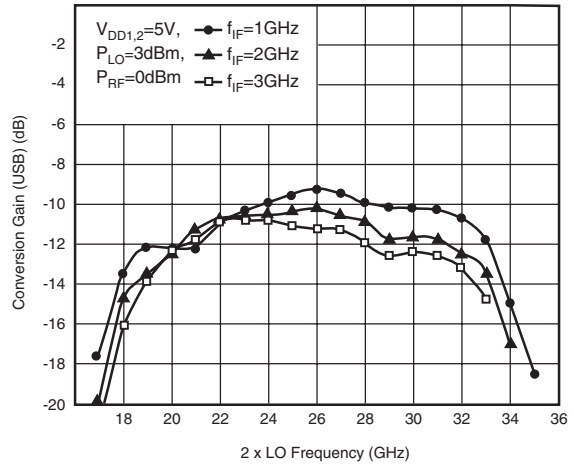
Note 1: The electrical characteristics are measured on a sample basis at 10pcs./wafer. Criteria: (accept/reject)=(0/1)

Note 2: The IF frequency range is dependent on the selected LO and RF frequency.

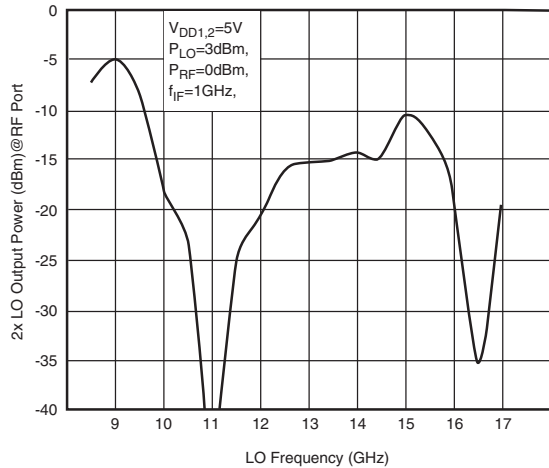
CONVERSION GAIN (LSB) vs. FREQUENCY



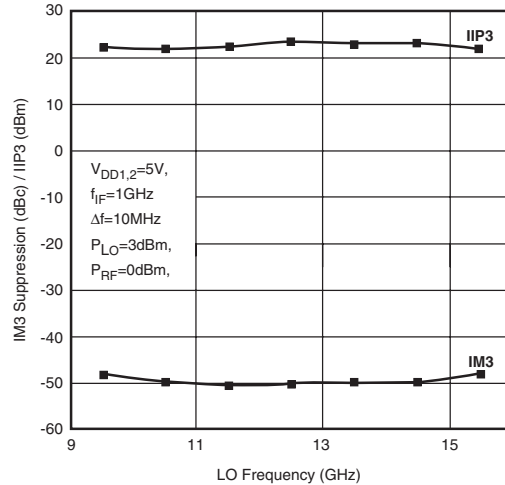
CONVERSION GAIN (USB) vs. FREQUENCY



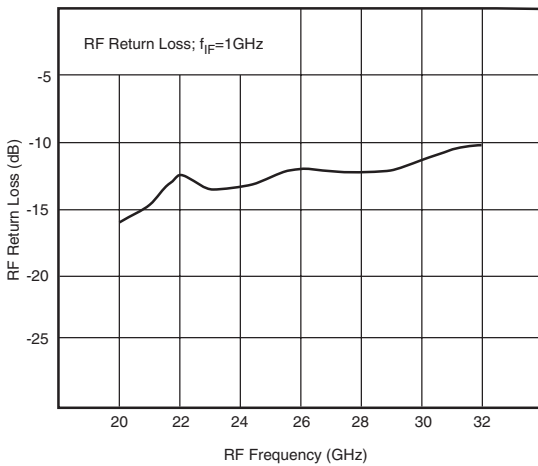
2xLO OUTPUT POWER vs. FREQUENCY



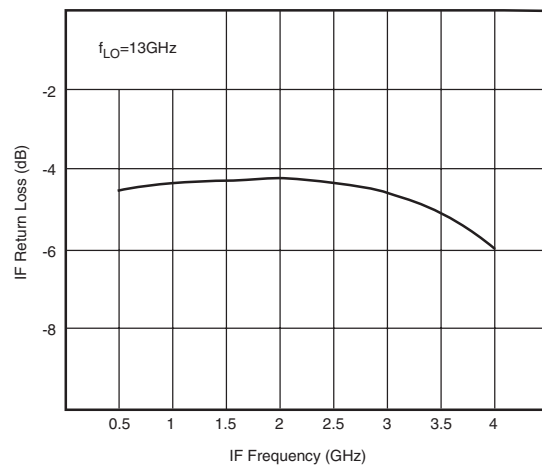
IM3 vs. FREQUENCY



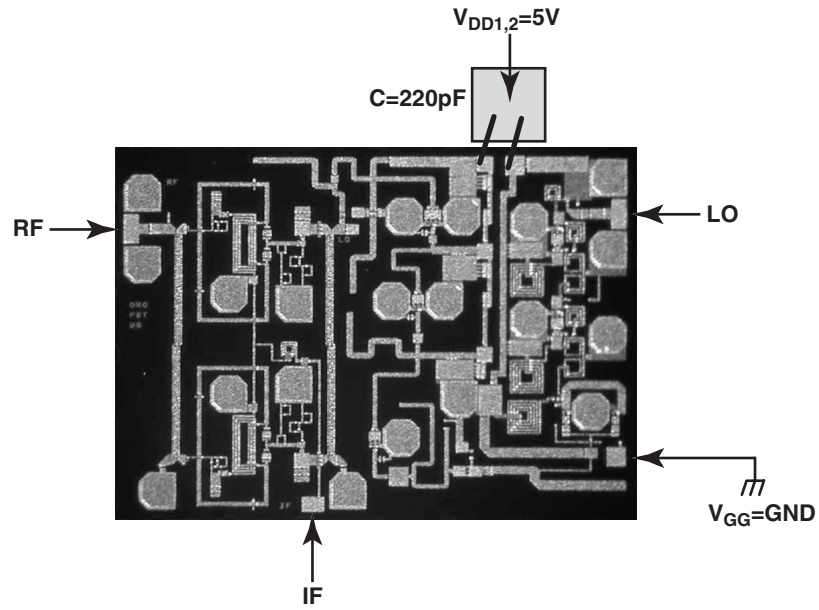
RF RETURN LOSS vs. FREQUENCY



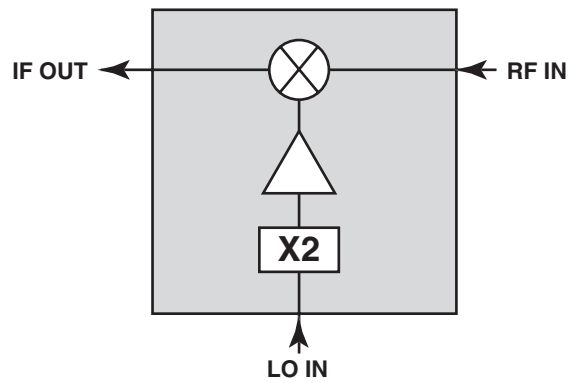
IF RETURN LOSS vs. FREQUENCY



BONDING DIAGRAM

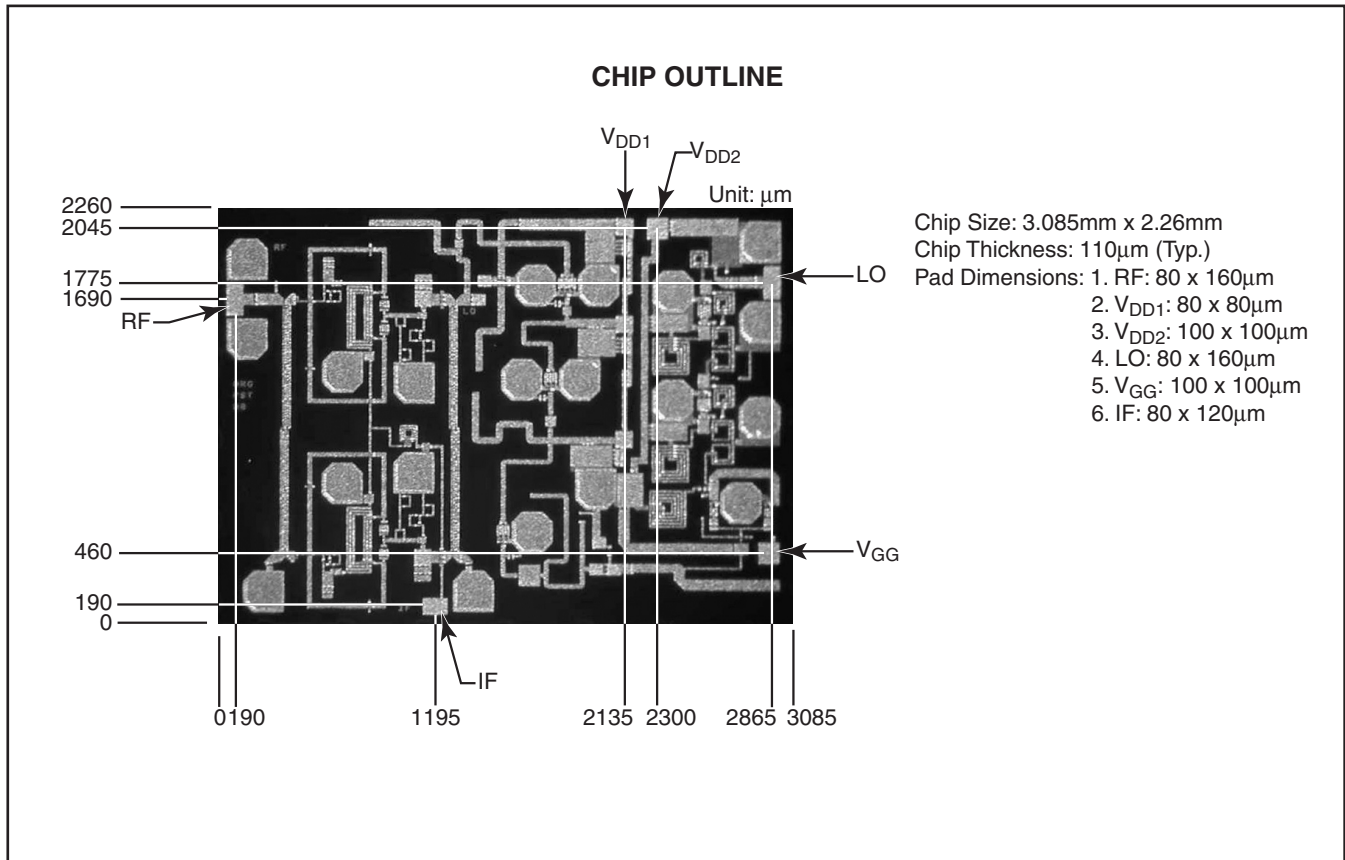


FUNCTIONAL DIAGRAM



FMM5117X

20-32GHz Downconverter MMIC



For further information please contact:

Eudyna Devices USA Inc.

2355 Zanker Rd.
San Jose, CA 95131-1138, U.S.A.
TEL: (408) 232-9500
FAX: (408) 428-9111
www.us.eudyna.com

Eudyna Devices Europe Ltd.

Network House
Norreys Drive
Maidenhead, Berkshire SL6 4FJ
United Kingdom
TEL: +44 (0) 1628 504800
FAX: +44 (0) 1628 504888

Eudyna Devices Asia Pte Ltd.

Hong Kong Branch
Rm. 1101, Ocean Centre, 5 Canton Rd.
Tsim Sha Tsui, Kowloon, Hong Kong
TEL: +852-2377-0227
FAX: +852-2377-3921

Eudyna Devices Inc.

Sales Division
1, Kanai-cho, Sakae-ku
Yokohama, 244-0845, Japan
TEL: +81-45-853-8156
FAX: +81-45-853-8170

CAUTION

Eudyna Devices Inc. products contain **gallium arsenide (GaAs)** which can be hazardous to the human body and the environment. For safety, observe the following procedures:

- Do not put this product into the mouth.
- Do not alter the form of this product into a gas, powder, or liquid through burning, crushing, or chemical processing as these by-products are dangerous to the human body if inhaled, ingested, or swallowed.
- Observe government laws and company regulations when discarding this product. This product must be discarded in accordance with methods specified by applicable hazardous waste procedures.

Eudyna Devices Inc. reserves the right to change products and specifications without notice. The information does not convey any license under rights of Eudyna Devices Inc. or others.

© 2004 Eudyna Devices USA Inc.
Printed in U.S.A.

Eudyna