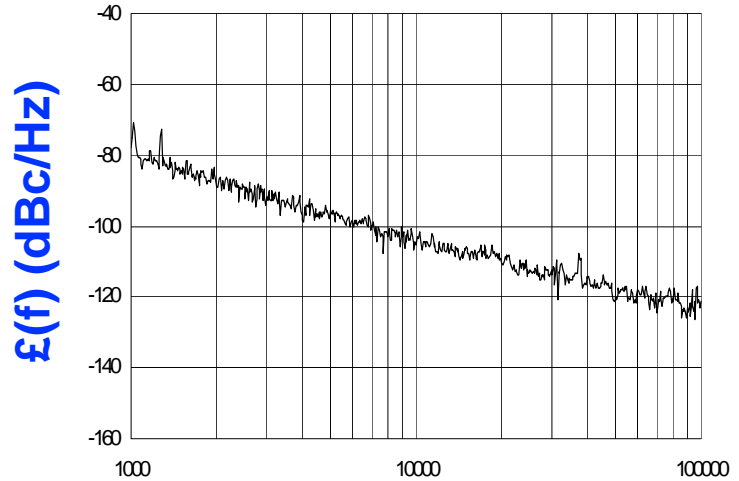




**PHASE NOISE (1 Hz BW, typical)**



FEATURES
• Frequency Range: 134 - 246 MHz
• Tuning Voltage: 0.5-4.6 Vdc
• MINI-16-L - Style Package
APPLICATIONS
• Satellite Modems
• Basestation Equipment
• Mobile Radios

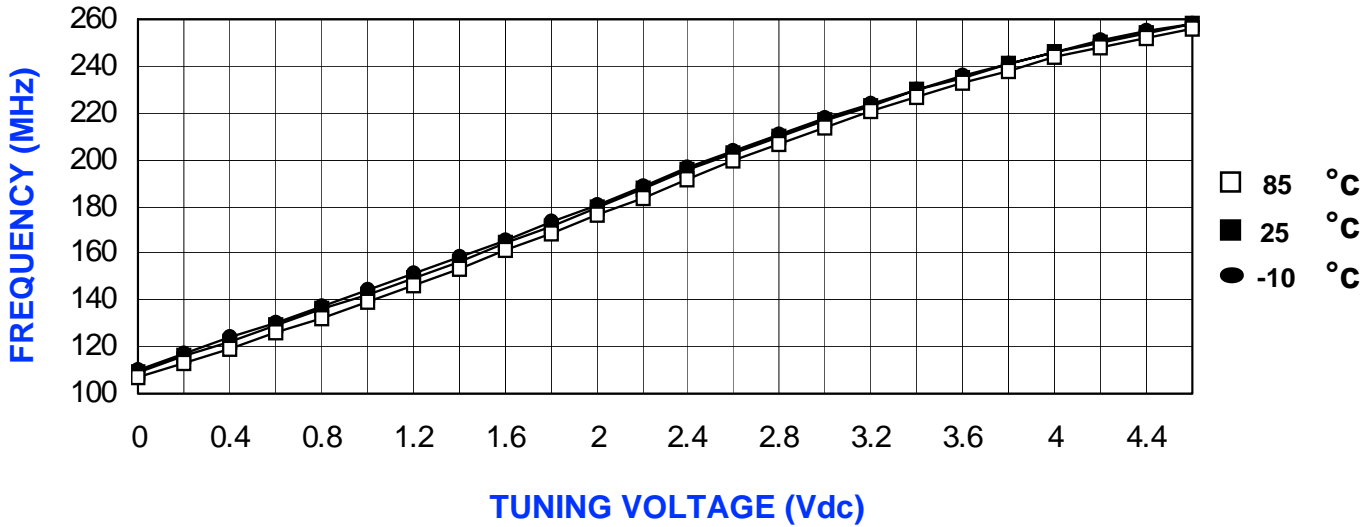
PERFORMANCE SPECIFICATIONS	VALUE	UNITS
Oscillation Frequency Range	134 - 246	MHz
Phase Noise @ 10 kHz offset (1 Hz BW, typ.)	-107	dBc/Hz
Harmonic Suppression (2nd, typ.)	-7	dBc
Tuning Voltage	0.5-4.6	Vdc
Tuning Sensitivity (avg.)	32	MHz/V
Power Output	0±3	dBm
Load Impedance	50	Ω
Input Capacitance (max.)	500	pF
Pushing	<2	MHz/V
Pulling (14 dB Return Loss, Any Phase)	<1	MHz
Operating Temperature Range	-10 to 85	°C
Package Style	MINI-16-L	
POWER SUPPLY REQUIREMENTS		
Supply Voltage (Vcc, nom.)	5	Vdc
Supply Current (Icc, typ.)	7	mA

All specifications are typical unless otherwise noted and subject to change without notice.

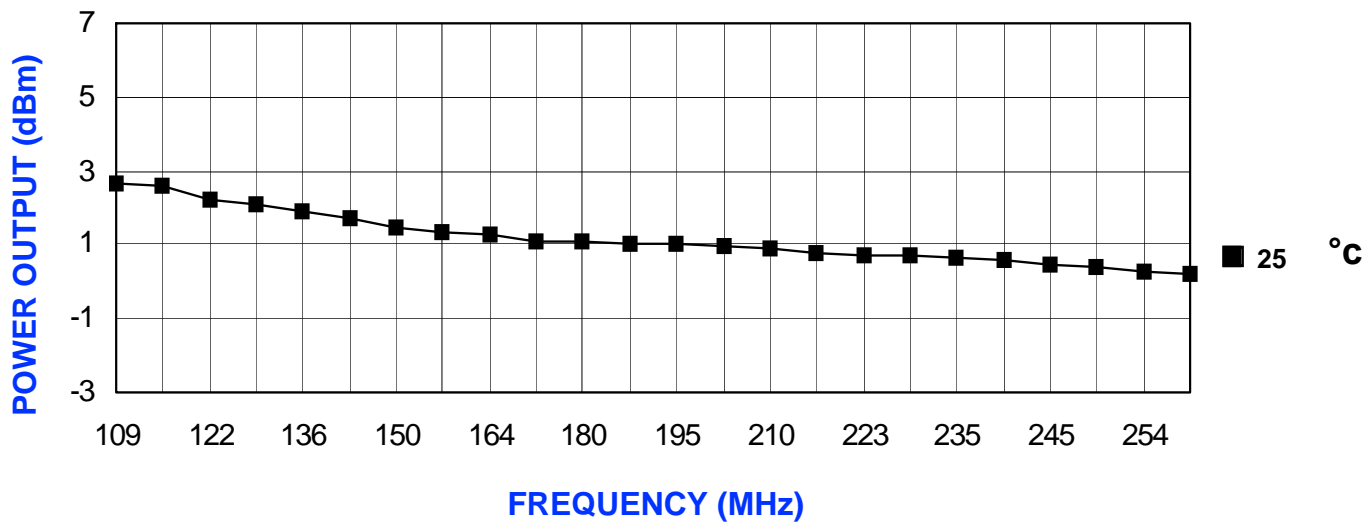
APPLICATION NOTES
• AN-100/1 : Mounting and Grounding of VCOs
• AN-102 : Proper Output Loading of VCOs
• AN-107 : How to Solder Z-COMM VCOs

**NOTES:**

**TUNING CURVE, typ.**



**POWER CURVE, typ.**



**PHYSICAL DIMENSIONS**

