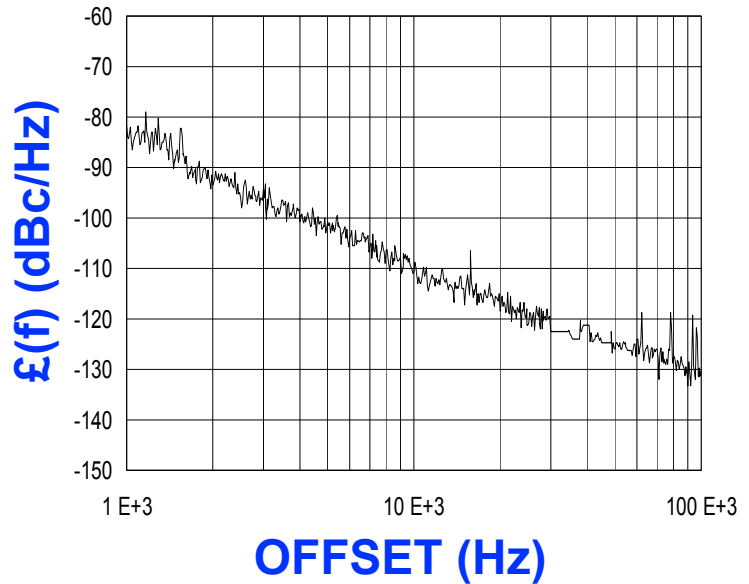


PHASE NOISE (1 Hz BW, typical)



| FEATURES |
|---|
| <ul style="list-style-type: none"> • Frequency Range: 1180 - 1270 MHz • Tuning Voltage: 0.5-4.5 Vdc • MINI-14S-L - Style Package |
| APPLICATIONS |
| <ul style="list-style-type: none"> • Digital Radios • Satellite Communications • Basestations |

| PERFORMANCE SPECIFICATIONS | VALUE | UNITS |
|---|-------------|--------------------|
| Oscillation Frequency Range | 1180 - 1270 | MHz |
| Phase Noise @ 10 kHz offset (1 Hz BW, typ.) | -109 | dBc/Hz |
| Harmonic Suppression (2nd, typ.) | -25 | dBc |
| Tuning Voltage | 0.5-4.5 | Vdc |
| Tuning Sensitivity (avg.) | 37 | MHz/V |
| Power Output | 1.5±3.5 | dBm |
| Load Impedance | 50 | Ω |
| Input Capacitance (max.) | 50 | pF |
| Pushing | <1 | MHz/V |
| Pulling (14 dB Return Loss, Any Phase) | <1 | MHz |
| Operating Temperature Range | -40 to 85 | $^{\circ}\text{C}$ |
| Package Style | MINI-14S-L | |

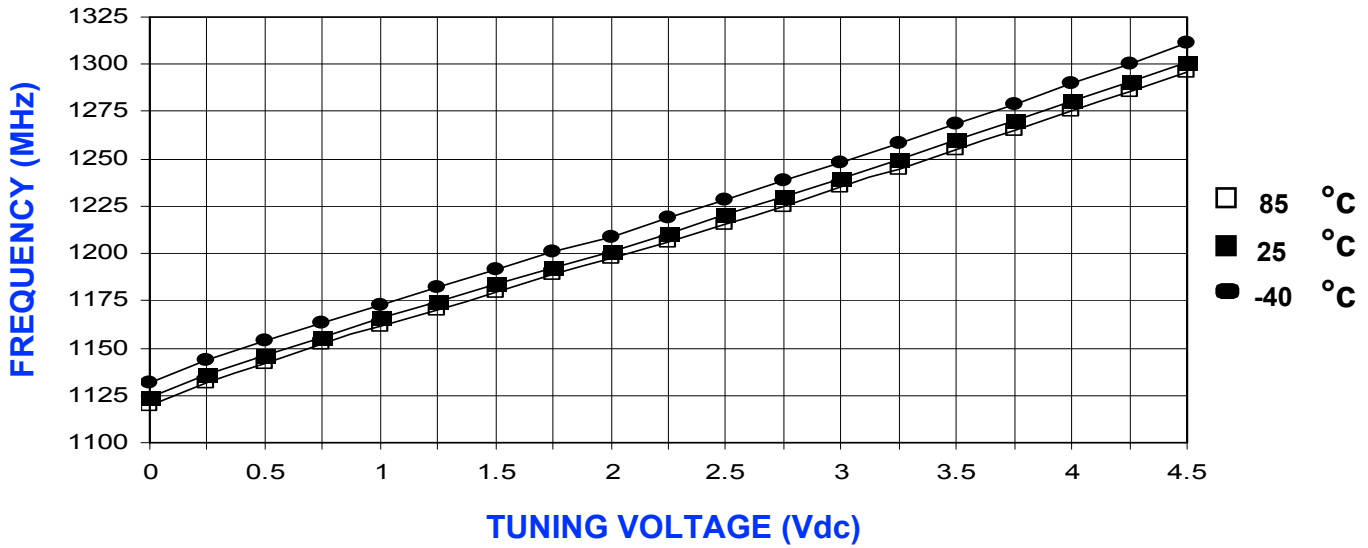
| POWER SUPPLY REQUIREMENTS | | |
|----------------------------|----|-----|
| Supply Voltage (Vcc, nom.) | 5 | Vdc |
| Supply Current (Icc, typ.) | 26 | mA |

All specifications are typical unless otherwise noted and subject to change without notice.

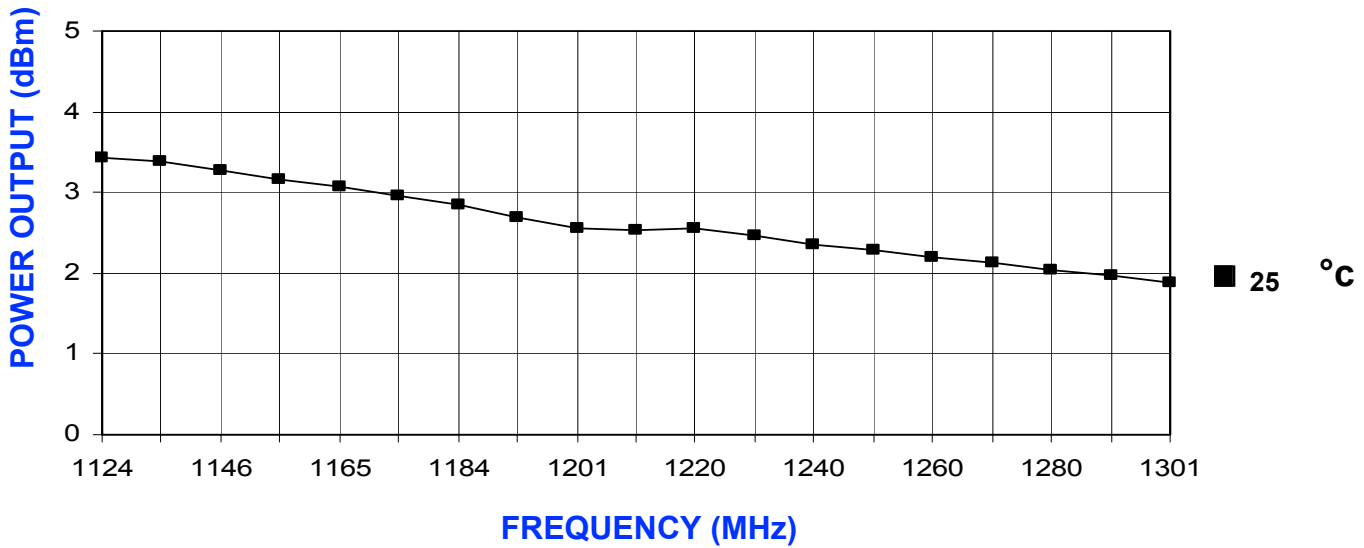
| APPLICATION NOTES |
|---|
| <ul style="list-style-type: none"> • AN-100/1 : Mounting and Grounding of VCOs • AN-102 : Proper Output Loading of VCOs • AN-107 : How to Solder Z-COMM VCOs |

NOTES:

TUNING CURVE, typ.



POWER CURVE, typ.



PHYSICAL DIMENSIONS

