



Micro Commercial Components
 21201 Itasca Street Chatsworth
 CA 91311
 Phone: (818) 701-4933
 Fax: (818) 701-4939

SBL4045CT

40 Amp Schottky Barrier Rectifier 45 Volts

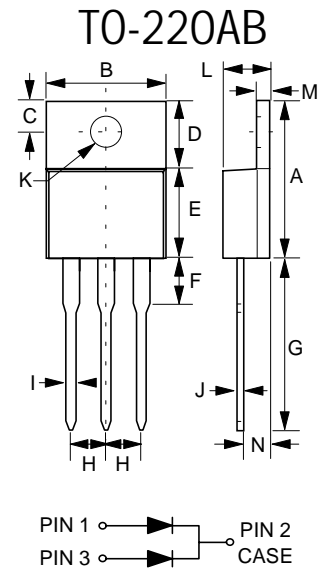
Features

- Meatl of Silicon Rectifier, Majority Conductor
- Guard ring for transient protection
- Low Forward Voltage Drop
- High Current Capability, High Efficiency
- Low Power Loss

Maximum Ratings

- Operating Temperature: -55°C to +125°C
- Storage Temperature: -55°C to +150°C

MCC Catalog Number	Maximum Reccurent Peak Reverse Voltage	Maximum RMS Voltage	Maximum DC Blocking Voltage
SBL4045CT	45V	31.5V	45V



Electrical Characteristics @ 25°C Unless Otherwise Specified

Average Forward Current	$I_{F(AV)}$	40 A	$T_C = 116^\circ\text{C}$
Peak Forward Surge Current	I_{FSM}	350A	8.3ms, half sine
Maximum Instantaneous Forward Voltage	V_F	.58V	$I_{FM} = 20A;$ $T_J = 25\text{ C}$
Maximum DC Reverse Current At Rated DC Blocking Voltage	I_R	10mA	$T_J = 25^\circ\text{C}$

DIM	DIMENSIONS				NOTE
	INCHES		MM		
A	.600	.620	15.25	15.75	
B	.393	.409	10.00	10.40	
C	.104	.116	2.65	2.95	
D	.244	.259	6.20	6.60	
E	.356	.361	9.05	9.15	
F	.137	.154	3.50	3.93	
G	.511	.551	13.00	14.00	
H	.094	.106	2.40	2.70	
I	.024	.034	0.61	0.88	
J	.019	.027	0.49	0.70	
K	.147	.151	3.75	3.85	∅
L	.173	.181	4.40	4.60	
M	.048	.051	1.23	1.32	
N	0.102 typ.		2.6typ.		

*Pulse Test: Pulse Width 300µsec, Duty Cycle 1%

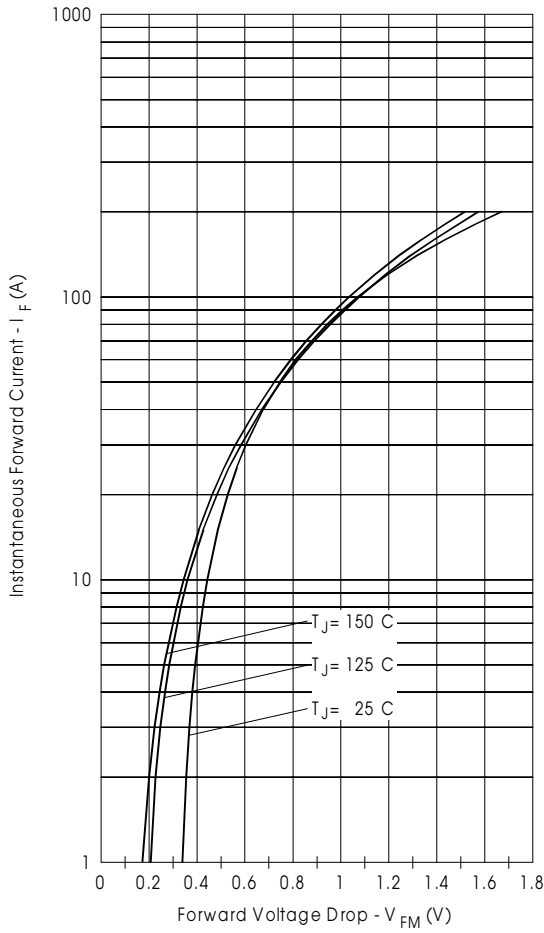


Fig. 1 - Max. Forward Voltage Drop Characteristics (Per Leg)

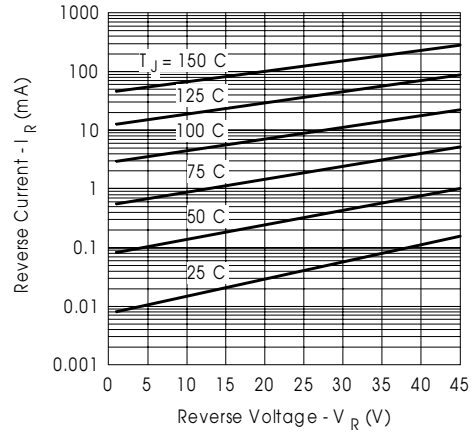


Fig. 2 - Typical Values Of Reverse Current Vs. Reverse Voltage (Per Leg)

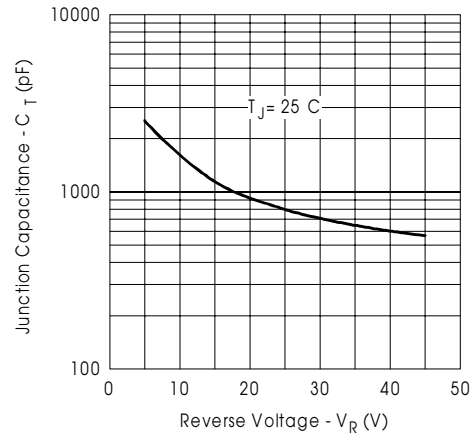


Fig. 3 - Typical Junction Capacitance Vs. Reverse Voltage (Per Leg)

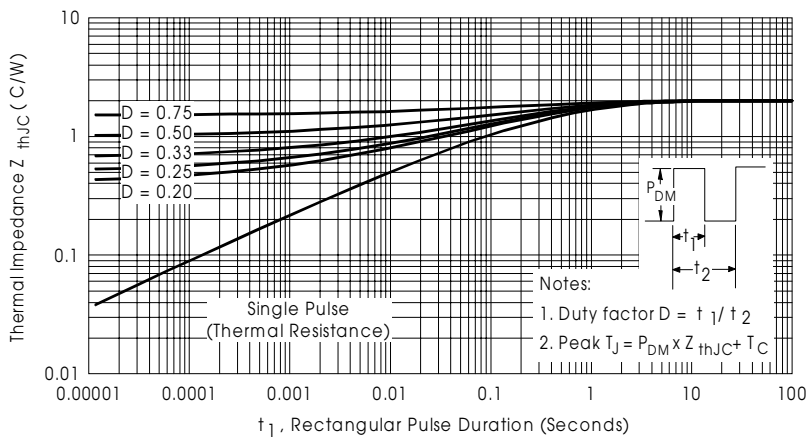


Fig. 4 - Max. Thermal Impedance Z_{thJC} Characteristics (Per Leg)

**RATING AND CHARACTERISTIC CURVES
SBL4045CT**

