


Non-reflective Terminations (N, TNC, SSMA, POB, FL, and PO6)

N, TNC, POB, FL, PO6, and HRMM-TM Series



■ Features

1. High Performance

These super wide bandwidth/ultra high matching non-reflective termination use Hirose Electric original high frequency matching technology.

2. Full Compliment of Connector Forms are Available

A wide variety of types are available in addition to the BNC and SMA (Hirose Electric HRM Series) types. These include the world standard N, TNC, and SSMA (Hirose Electric HRMM Series) types, our miniaturized FL Series, and the PO6 Series with apertures.

■ Product Specifications

Ratings	Frequency range (Note) Characteristic impedance Maximum usable power (Note)	DC to 18.0 GHz 50 ohms 0.25 to 5 W	Operating temperature range Operating relative humidity	-10°C to +65°C 95% Max.
---------	---	--	--	----------------------------

Note: The frequency range and the maximum input power will differ depending on the products.

Item	Standard	Conditions
1. Vibration	No electrical discontinuity of 1 μs or more No damage, cracks, or parts dislocation	Frequency of 10 to 2000 Hz, overall amplitude of 1.52 mm, acceleration of 98 m/s ² for 2 hours in each of 3 directions
2. Shock		Acceleration of 490 m/s ² , sine half-wave waveform, 3 cycles in each of the 3 axis
3. Temperature cycle	No electrical discontinuity of 1 μs or more	Temperature: -55°C → +5°C to +35°C → +85°C → +5°C to +35°C Time: 30 → 15 max. → 30 → 15 max. (Minutes) 200 cycles

●The test method conforms to MIL-STD-202.

■ Materials

N Type

Part	Material	Finish
Connector Body	Brass	Nickel plating
Insulator	PTFE	-----
Male contacts	Brass	Gold plating
External contacts	Phosphor bronze	Silver plating
Coupling	Brass	Nickel plating
Radiator	Aluminum	Black alumite
Resistor	Metal film	-----

TNC, POB, FL, and PO6 Types

Part	Material	Finish
Connector Body	Brass	Nickel plating
Insulator	PTFE	-----
Male contacts	Brass	Gold plating
Resistor	Metal film	-----

HRMM Type

Part	Material	Finish
Connector Body	Stainless steel	Nickel plating
Insulator	PTFE	-----
Male contacts	Brass	Gold plating
Female contacts	Beryllium copper	Gold plating
Outer conductor	Brass	Nickel plating
Coupling	Stainless steel	Passivated
Resistor	Metal film	-----

■ Ordering Information

N, TNC, POB, FL, and PO6 Types

P06 - TMP - 025 - 1

① ② ③ ④ ⑤

① Series name	④ Power (Example) 025: 0.25 W 1 : 1 W
② TM: Indicates a non-reflective termination	
③ Connector type P: Plug type J: Jack type	⑤ Suffix

HRMM Type

HRMM - 601 A

① ② ③

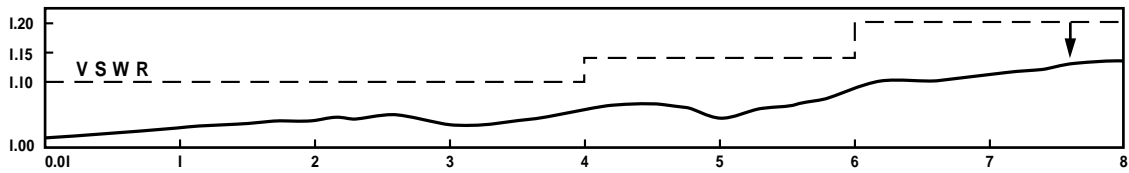
① Series Name: HRMM Series
② 600 to 699: Indicates a non-reflective termination
③ Coupling Finish A: Passivated (without cap)

Specifications


Part Number	Frequency Range (GHz)	V.S.W.R.(Max)							Power (W)	Connectors	Weight (G)
		DC~1GHz	1~2GHz	2~4GHz	4~6GHz	6~8GHz	8~12.4GHz	12.4~18GHz			
N-TMP-1-1	DC~8	1.10		1.15	1.20	—		1	N-P	59	
N-TMP-3-2	DC~6	1.15		1.20		—		3	N-P	72	
N-TMP-5	DC~6	1.15		1.20		—		5	N-P	113	
TNC-TMP-1	DC~2	1.15	1.20	—				1	TNC-P	19	
POB-TMP-025	DC~12.4	1.10			1.15		—	1/4	POB-P	5	
FL-TMP-025-1	DC~1	1.10	—				1/4	FL-P	2		
PO6-TMP-025-1	DC~2	1.10		—				1/4	P06-P	3	
PO6-TMLP-025	DC~2	1.10		—				1/4	P06-P	3	
HRMM-601A	DC~18	1.10			1.15		1.25	1/4	HRMM · P	4	
HRMM-602A	DC~18	1.10			1.15		1.25	1/4	HRMM · J	4	

Typical Data

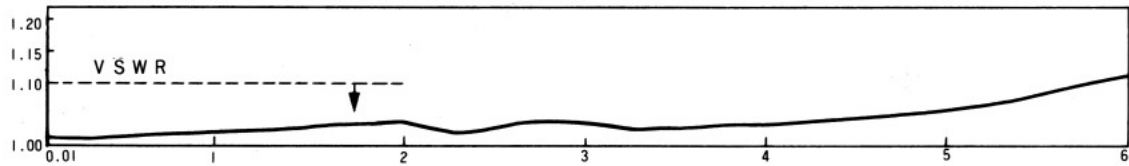
N-TMP-1-1



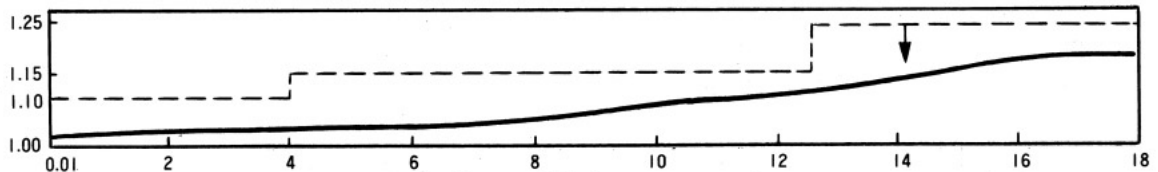
FL-TMP-025-1



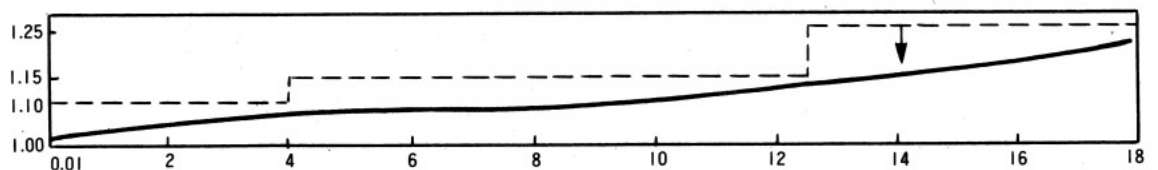
PO6-TMP-025-1



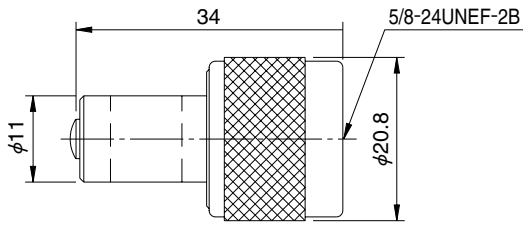
HRMM-601A



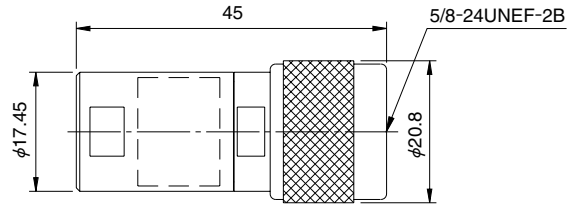
HRMM-602A



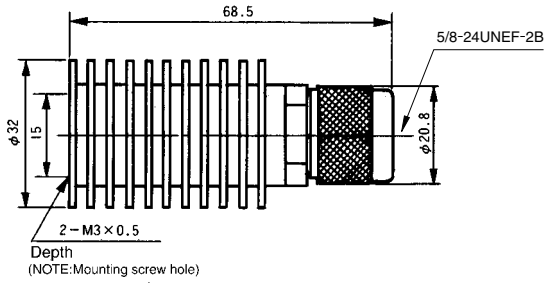
External Dimensions



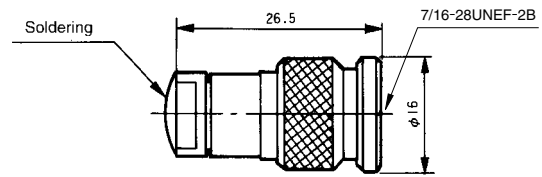
N-TMP-1-1



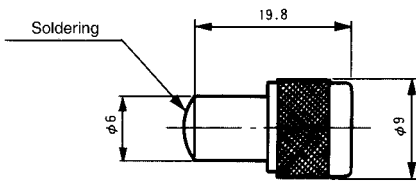
N-TMP-3-2



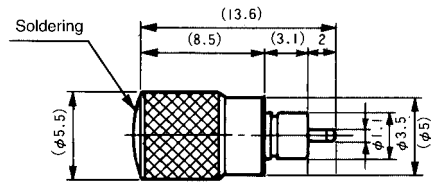
N-TMP-5



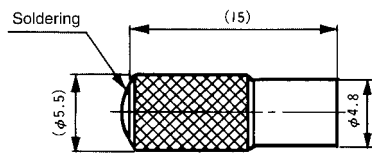
TNC-TMP-1



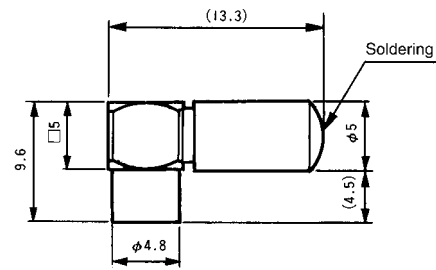
POB-TMP-025



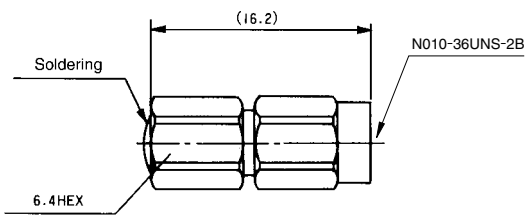
FL-TMP-025-1



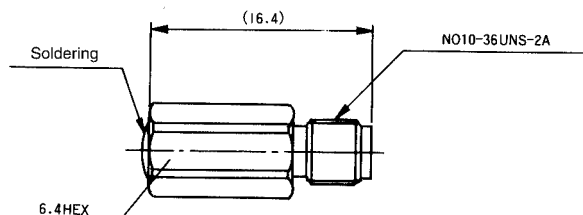
PO6-TMP-025-1



PO6-TMLP-025



HRMM-601A



HRMM-602A