

# YG802C10R

(100V / 10A TO-220F15)

## SCHOTTKY BARRIER DIODE

### Features

- Low  $V_F$
- Super high speed switching.
- High reliability by planer design.

### Applications

- High speed power switching.

### Maximum Ratings and Characteristics

- Absolute Maximum Ratings

Item	Symbol	Conditions	Rating	Unit
Repetitive peak reverse voltage	$V_{RRM}$		100	V
Repetitive peak surge reverse voltage	$V_{RSM}$	$t_w=500ns$ , duty=1/40	100	V
Isolating voltage	$V_{iso}$	Terminals to Case, AC, 1min.	1500	V
Average output current	$I_o$	duty=1/2, $T_c=102^\circ C$ Square wave	10*	A
Suege current	$I_{FSM}$	Sine wave 10ms	80	A
Operating junction temperature	$T_j$		+150	$^\circ C$
Storage temperature	$T_{stg}$		-40 to +150	$^\circ C$

\* Out put current of centertap full wave connection.

- Electrical Characteristics ( $T_a=25^\circ C$  Unless otherwise specified)

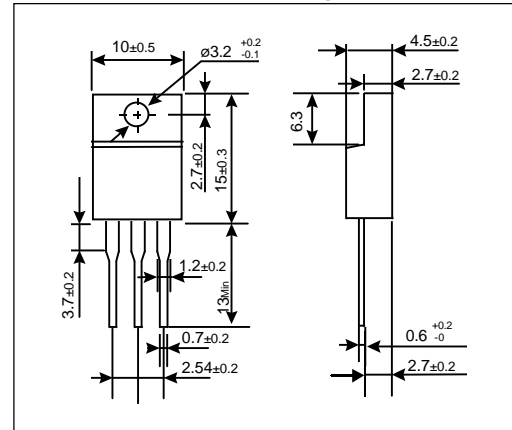
Item	Symbol	Conditions	Max.	Unit
Forward voltage drop **	$V_F$	$I_F=3.0A$	0.8	V
Reverse current **	$I_R$	$V_R=V_{RRM}$	1.2	mA
Thermal resistance	$R_{th(j-c)}$	Junction to case	2.5	$^\circ C/W$

\*\* Rating per element

- Mechanical Characteristics

Mounting torque	Recommended torque	0.3 to 0.5	N · m
Weight		2.3	g

### Outline Drawings

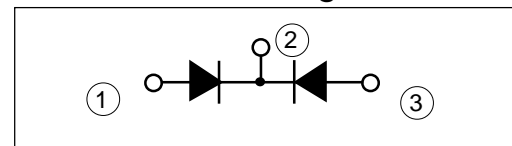


JEDEC

EIAJ

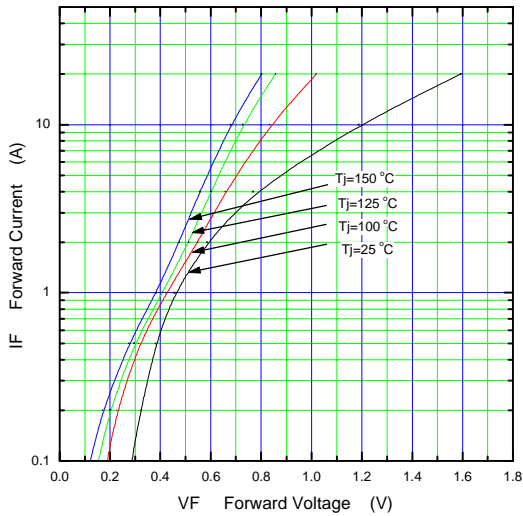
SC-67

### Connection Diagram

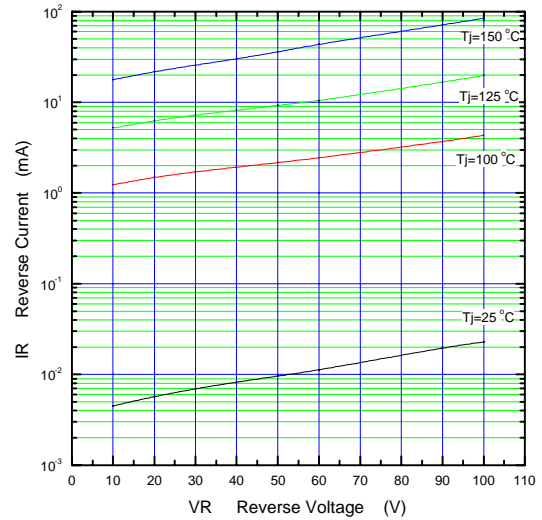


Characteristics

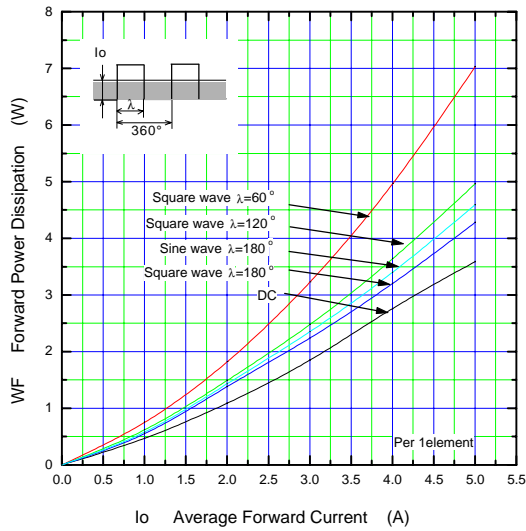
Forward Characteristic (typ.)



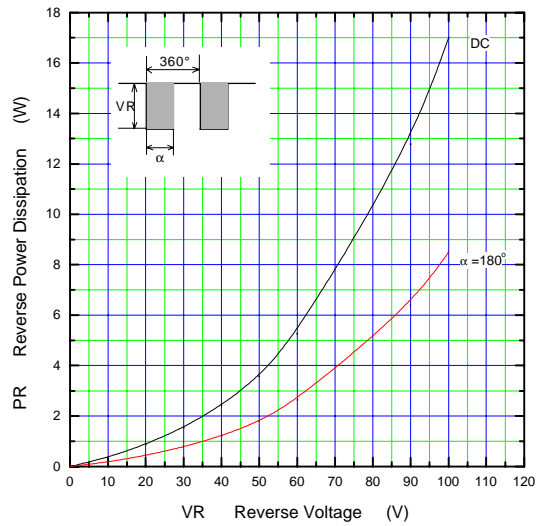
Reverse Characteristic (typ.)



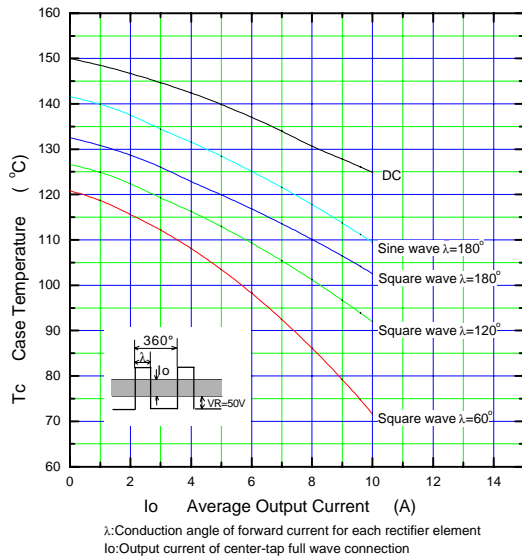
Forward Power Dissipation



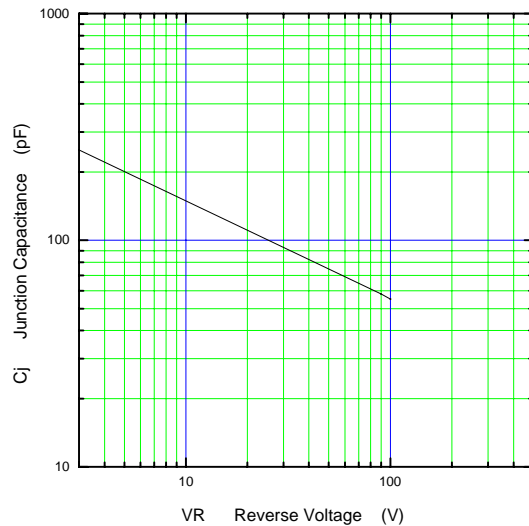
Reverse Power Dissipation



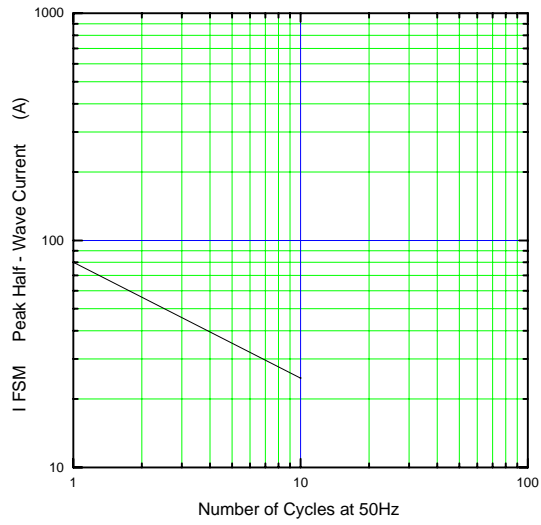
Current Derating (Io-Tc)



Junction Capacitance Characteristic (typ.)



Surge Capability



Transient Thermal Impedance

