

# FLK017XP

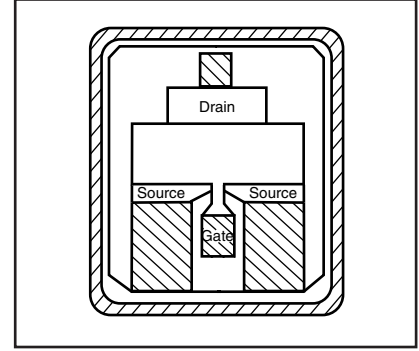
## GaAs FET & HEMT Chips

### FEATURES

- High Output Power:  $P_{1dB} = 20.5dBm$ (Typ.)
- High Gain:  $G_{1dB} = 8.0dB$ (Typ.)
- High PAE:  $\eta_{add} = 26%$ (Typ.)
- Proven Reliability

### DESCRIPTION

The FLK017XP chip is a power GaAs FET that is designed for general purpose applications in the Ku-Band frequency range as it provides superior power, gain, and efficiency.



Fujitsu's stringent Quality Assurance Program assures the highest reliability and consistent performance.

### ABSOLUTE MAXIMUM RATING (Ambient Temperature $T_a=25^\circ C$ )

Item	Symbol	Condition	Rating	Unit
Drain-Source Voltage	$V_{DS}$		15	V
Gate-Source Voltage	$V_{GS}$		-5	V
Total Power Dissipation	$P_{tot}$	$T_C = 25^\circ C$	1.15	W
Storage Temperature	$T_{stg}$		-65 to +175	$^\circ C$
Channel Temperature	$T_{ch}$		175	$^\circ C$

Fujitsu recommends the following conditions for the reliable operation of GaAs FETs:

1. The drain-source operating voltage ( $V_{DS}$ ) should not exceed 10 volts.
2. The forward and reverse gate currents should not exceed 1.34 and -0.05 mA respectively with gate resistance of 3000 $\Omega$ .
3. The operating channel temperature ( $T_{ch}$ ) should not exceed 145 $^\circ C$ .

### ELECTRICAL CHARACTERISTICS (Ambient Temperature $T_a=25^\circ C$ )

Item	Symbol	Test Conditions	Limit			Unit
			Min.	Typ.	Max.	
Saturated Drain Current	$I_{DSS}$	$V_{DS} = 5V, V_{GS} = 0V$	-	60	90	mA
Transconductance	$g_m$	$V_{DS} = 5V, I_{DS} = 40mA$	-	30	-	mS
Pinch-off Voltage	$V_p$	$V_{DS} = 5V, I_{DS} = 3mA$	-1.0	-2.0	-3.5	V
Gate Source Breakdown Voltage	$V_{GSO}$	$I_{GS} = -3\mu A$	-5	-	-	V
Output Power at 1dB G.C.P.	$P_{1dB}$	$V_{DS} = 10V$ $I_{DS} \approx 0.6 I_{DSS}$ $f = 14.5GHz$	19.5	20.5	-	dBm
Power Gain at 1dB G.C.P.	$G_{1dB}$		7.0	8.0	-	dB
Power-added Efficiency	$\eta_{add}$		-	26	-	%
Noise Figure	NF	$V_{DS} = 3V$ $I_{DS} = 20mA$ $f = 12GHz$	-	2.5	-	dB
Associated Gain	Gas		-	7	-	dB
Maximum Available Gain	$G_{a(max)}$	$V_{DS} = 10V$ $I_{DS} = 36mA$ $f = 12GHz$	-	11	-	dB
Thermal Resistance	$R_{th}$	Channel to Case	-	65	130	$^\circ C/W$

Note: RF parameter sample size 10pcs. criteria (accept/reject)=(2/3)

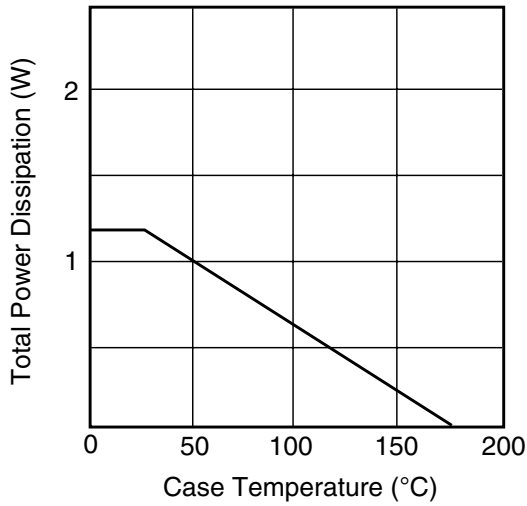
G.C.P.: Gain Compression Point

The chip must be enclosed in a hermetically sealed environment for optimum performance and reliability.

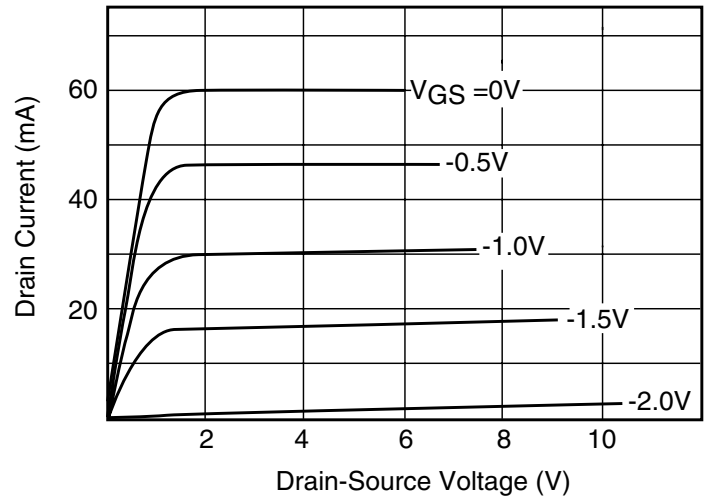
# FLK017XP

## GaAs FET & HEMT Chips

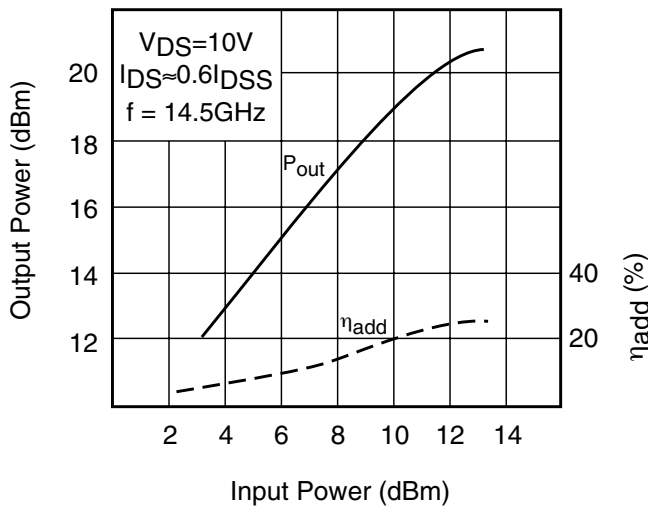
### POWER DERATING CURVE



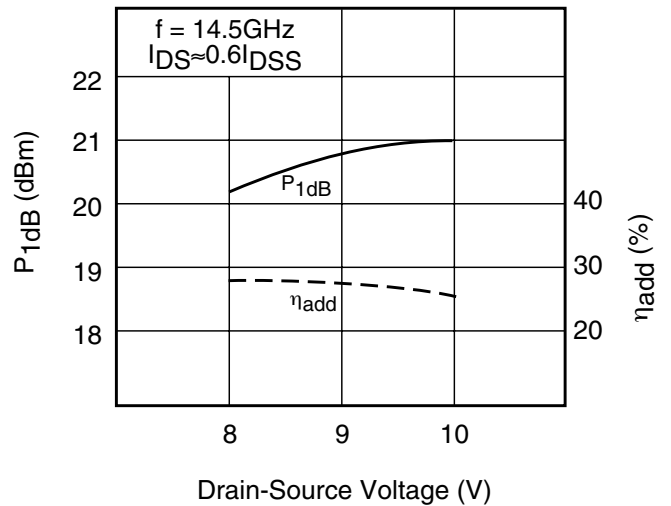
### DRAIN CURRENT vs. DRAIN-SOURCE VOLTAGE



### OUTPUT POWER vs. INPUT POWER



### P<sub>1dB</sub> & $\eta_{add}$ vs. V<sub>DS</sub>



### S-PARAMETERS

$V_{DS} = 10V, I_{DS} = 40mA$

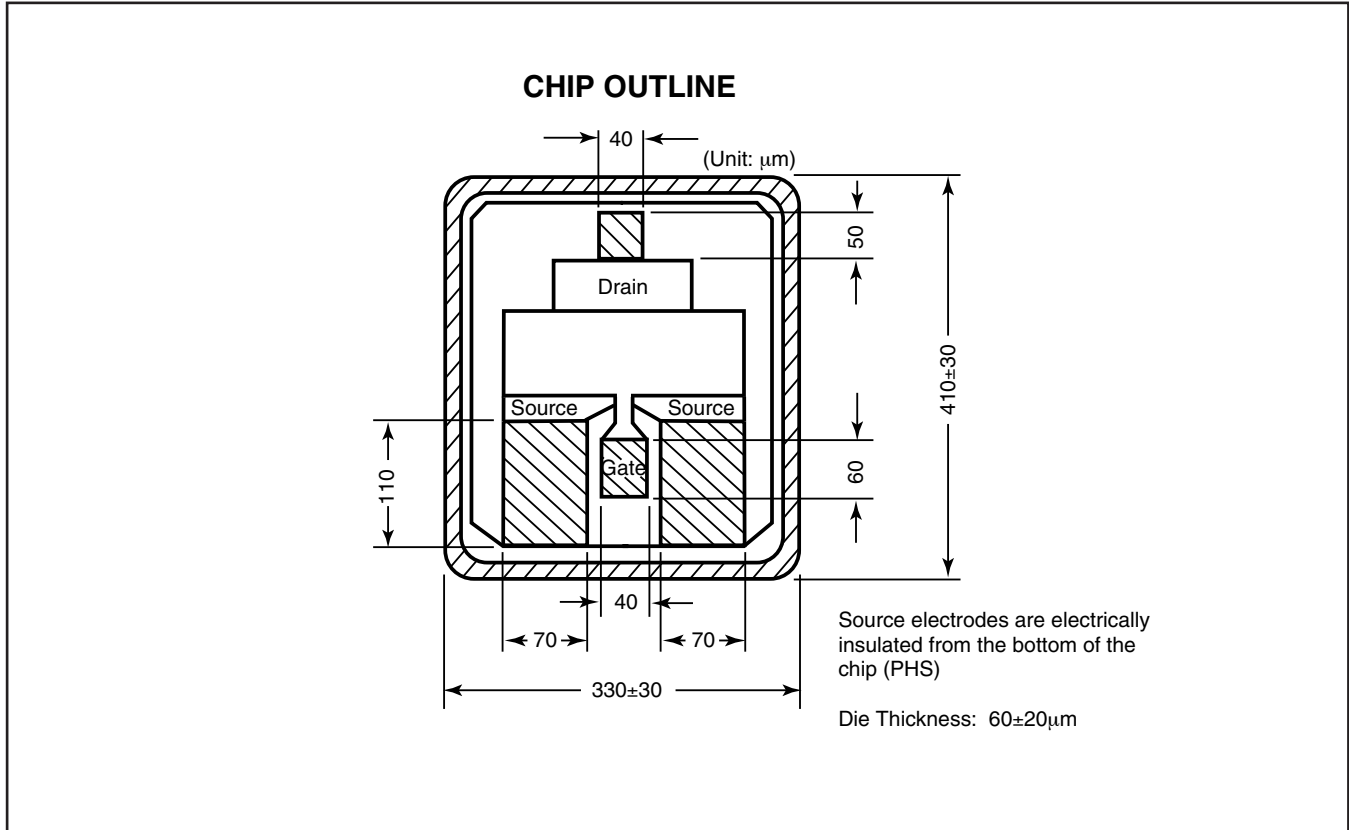
FREQUENCY (MHZ)	S11		S21		S12		S22	
	MAG	ANG	MAG	ANG	MAG	ANG	MAG	ANG
100	1.000	-1.9	2.832	178.4	.001	88.9	.846	-0.6
500	.998	-9.5	2.824	171.9	.007	84.7	.845	-2.9
1000	.992	-18.9	2.799	163.9	.014	79.5	.842	-5.7
1500	.982	-28.2	2.758	156.0	.021	74.3	.838	-8.5
2000	.969	-37.4	2.703	148.3	.028	69.4	.832	-11.2
2500	.953	-46.3	2.638	140.7	.034	64.6	.825	-13.8
3000	.936	-55.0	2.564	133.4	.039	60.0	.817	-16.4
3500	.918	-63.5	2.485	126.2	.044	55.6	.809	-18.8
4000	.899	-71.6	2.401	119.4	.049	51.5	.800	-21.2
4500	.881	-79.5	2.316	112.7	.053	47.6	.792	-23.5
5000	.863	-87.1	2.231	106.3	.056	44.0	.784	-25.8
5500	.846	-94.4	2.147	100.1	.059	40.6	.776	-28.0
6000	.830	-101.5	2.064	94.1	.062	37.3	.769	-30.1
6500	.816	-108.3	1.985	88.3	.064	34.3	.762	-32.2
7000	.802	-114.8	1.908	82.7	.066	31.5	.755	-34.3
7500	.791	-121.1	1.834	77.2	.067	28.9	.749	-36.4
8000	.780	-127.1	1.764	72.0	.069	26.4	.744	-38.4
8500	.771	-133.0	1.697	66.8	.070	24.1	.739	-40.5
9000	.764	-138.6	1.634	61.8	.071	21.9	.735	-42.5
9500	.757	-143.9	1.574	57.0	.072	19.8	.731	-44.6
10000	.752	-149.1	1.516	52.2	.072	17.9	.727	-46.7
10500	.747	-154.1	1.462	47.6	.073	16.1	.724	-48.8
11000	.744	-158.9	1.410	43.0	.073	14.4	.721	-51.0
11500	.741	-163.5	1.361	38.6	.073	12.8	.718	-53.2
12000	.739	-168.0	1.314	34.2	.073	11.3	.716	-55.4
12500	.738	-172.3	1.269	29.9	.073	9.9	.713	-57.6
13000	.738	-176.4	1.227	25.7	.073	8.6	.711	-59.8
13500	.738	179.6	1.186	21.6	.073	7.3	.710	-62.1
14000	.739	175.8	1.147	17.5	.073	6.2	.708	-64.5
14500	.740	172.1	1.110	13.5	.073	5.1	.707	-66.8
15000	.742	168.5	1.074	9.5	.072	4.1	.706	-69.2
15500	.744	165.1	1.039	5.6	.072	3.1	.705	-71.7
16000	.746	161.8	1.006	1.7	.072	2.3	.704	-74.2
16500	.749	158.5	.974	-2.1	.071	1.5	.704	-76.7
17000	.752	155.5	.943	-5.9	.071	0.7	.703	-79.2
17500	.755	152.5	.913	-9.6	.071	0.0	.703	-81.8
18000	.758	149.6	.885	-13.3	.070	-0.6	.703	-84.5
18500	.761	146.8	.856	-16.9	.070	-1.2	.703	-87.1
19000	.765	144.1	.829	-20.5	.070	-1.7	.703	-89.8
19500	.768	141.4	.803	-24.1	.070	-2.2	.704	-92.6
20000	.772	138.9	.777	-27.7	.069	-2.7	.704	-95.3

NOTE:\* The data includes bonding wires.

n: number of wires      Gate   n=1 (0.2mm length, 25µm Dia Au wire)  
                                  Drain   n=1 (0.2mm length, 25µm Dia Au wire)  
                                  Source n=4 (0.3mm length, 25µm Dia Au wire)

# FLK017XP

## GaAs FET & HEMT Chips



**For further information please contact:**

### FUJITSU COMPOUND SEMICONDUCTOR, INC.

2355 Zanker Rd.

San Jose, CA 95131-1138, U.S.A.

Phone: (408) 232-9500

FAX: (408) 428-9111

www.fcsi.fujitsu.com

### FUJITSU MICROELECTRONICS, LTD.

Compound Semiconductor Division

Network House

Norreys Drive

Maidenhead, Berkshire SL6 4FJ

Phone:+44 (0)1628 504800

FAX:+44 (0)1628 504888

### CAUTION

Fujitsu Compound Semiconductor Products contain **gallium arsenide (GaAs)** which can be hazardous to the human body and the environment. For safety, observe the following procedures:

- Do not put these products into the mouth.
- Do not alter the form of this product into a gas, powder, or liquid through burning, crushing, or chemical processing as these by-products are dangerous to the human body if inhaled, ingested, or swallowed.
- Observe government laws and company regulations when discarding this product. This product must be discarded in accordance with methods specified by applicable hazardous waste procedures.

Fujitsu Limited reserves the right to change products and specifications without notice. The information does not convey any license under rights of Fujitsu Limited or others.

© 1998 FUJITSU COMPOUND SEMICONDUCTOR, INC.

Printed in U.S.A. FCSI0598M200