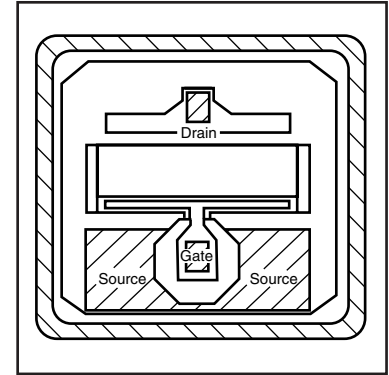


FEATURES

- High Output Power: $P_{1dB} = 28.5dBm$ (Typ.)
- High Gain: $G_{1dB} = 7.0dB$ (Typ.)
- High PAE: $\eta_{add} = 31.5%$ (Typ.)
- Proven Reliability



DESCRIPTION

The FLC087XP chip is a power GaAs FET that is designed for general purpose applications in the C-Band frequency range as it provides superior power, gain, and efficiency.

Fujitsu's stringent Quality Assurance Program assures the highest reliability and consistent performance.

ABSOLUTE MAXIMUM RATING (Ambient Temperature $T_a=25^\circ C$)

Item	Symbol	Condition	Rating	Unit
Drain-Source Voltage	V_{DS}		15	V
Gate-Source Voltage	V_{GS}		-5	V
Total Power Dissipation	P_{tot}	$T_C = 25^\circ C$	4.16	W
Storage Temperature	T_{stg}		-65 to +175	$^\circ C$
Channel Temperature	T_{ch}		175	$^\circ C$

Fujitsu recommends the following conditions for the reliable operation of GaAs FETs:

1. The drain-source operating voltage (V_{DS}) should not exceed 10 volts.
2. The forward and reverse gate currents should not exceed 4.8 and -0.5 mA respectively with gate resistance of 400Ω .
3. The operating channel temperature (T_{ch}) should not exceed $145^\circ C$.

ELECTRICAL CHARACTERISTICS (Ambient Temperature $T_a=25^\circ C$)

Item	Symbol	Test Conditions	Limit			Unit
			Min.	Typ.	Max.	
Saturated Drain Current	I_{DSS}	$V_{DS} = 5V, V_{GS} = 0V$	-	300	450	mA
Transconductance	g_m	$V_{DS} = 5V, I_{DS} = 200mA$	75	150	-	mS
Pinch-off Voltage	V_p	$V_{DS} = 5V, I_{DS} = 15mA$	-1.0	-2.0	-3.5	V
Gate Source Breakdown Voltage	V_{GSO}	$I_{GS} = -15\mu A$	-5	-	-	V
Output Power at 1dB Gain Compression Point	P_{1dB}	$V_{DS} = 10V$ $I_{DS} \approx 0.6I_{DSS}$ $f = 8GHz$	27.5	28.5	-	dBm
Power Gain at 1dB Gain Compression Point	G_{1dB}		6.0	7.0	-	dB
Power-added Efficiency	η_{add}		-	31.5	-	%
Thermal Resistance	R_{th}	Channel to Case	-	25	36	$^\circ C/W$

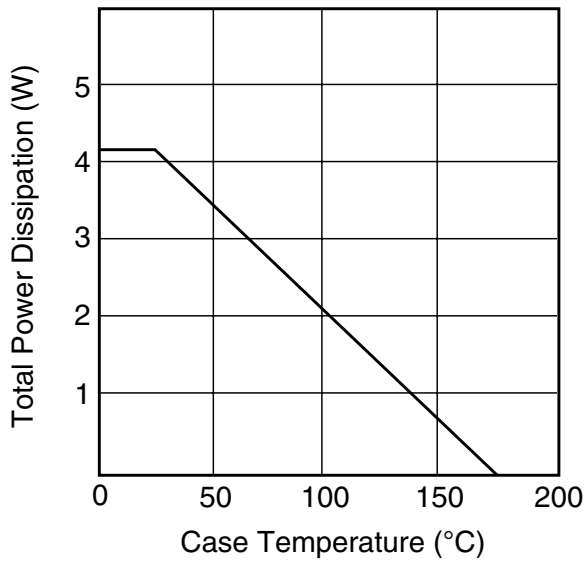
Note: RF parameter sample size 10pcs. criteria (accept/reject)=(2/3)

The chip must be enclosed in a hermetically sealed environment for optimum performance and reliability.

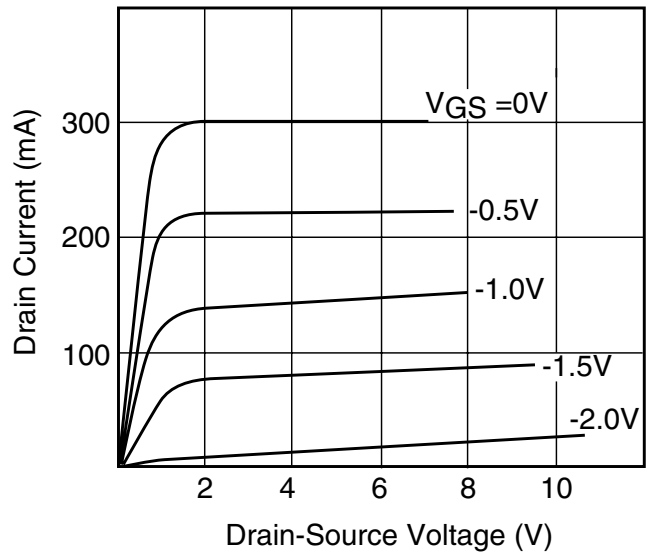
FLC087XP

GaAs FET & HEMT Chips

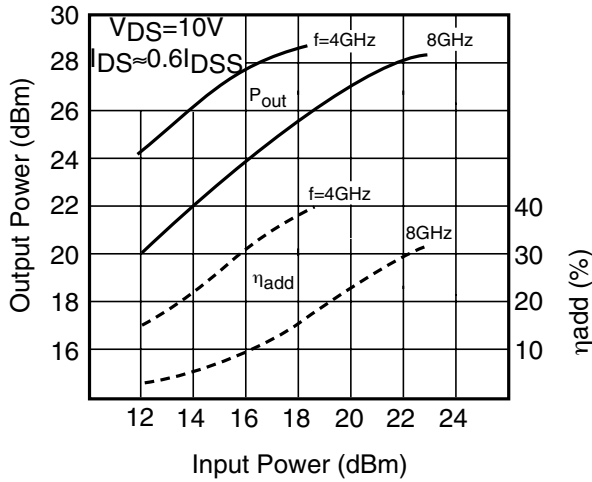
POWER DERATING CURVE



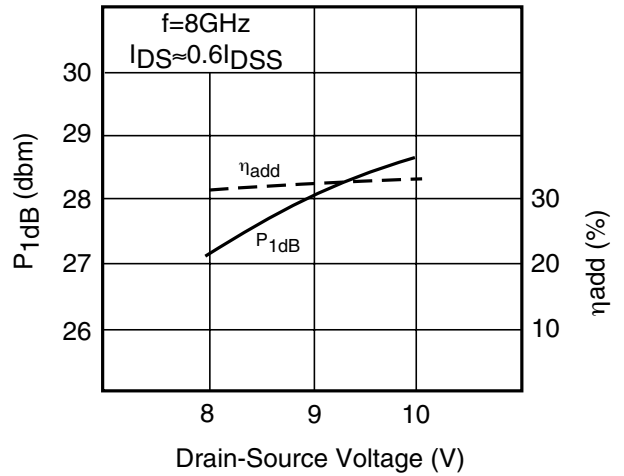
DRAIN CURRENT vs. DRAIN-SOURCE VOLTAGE



OUTPUT POWER vs. INPUT POWER



P_{1dB} & η_{add} vs. V_{DS}



S-PARAMETERS

$V_{DS} = 10V, I_{DS} = 200mA$

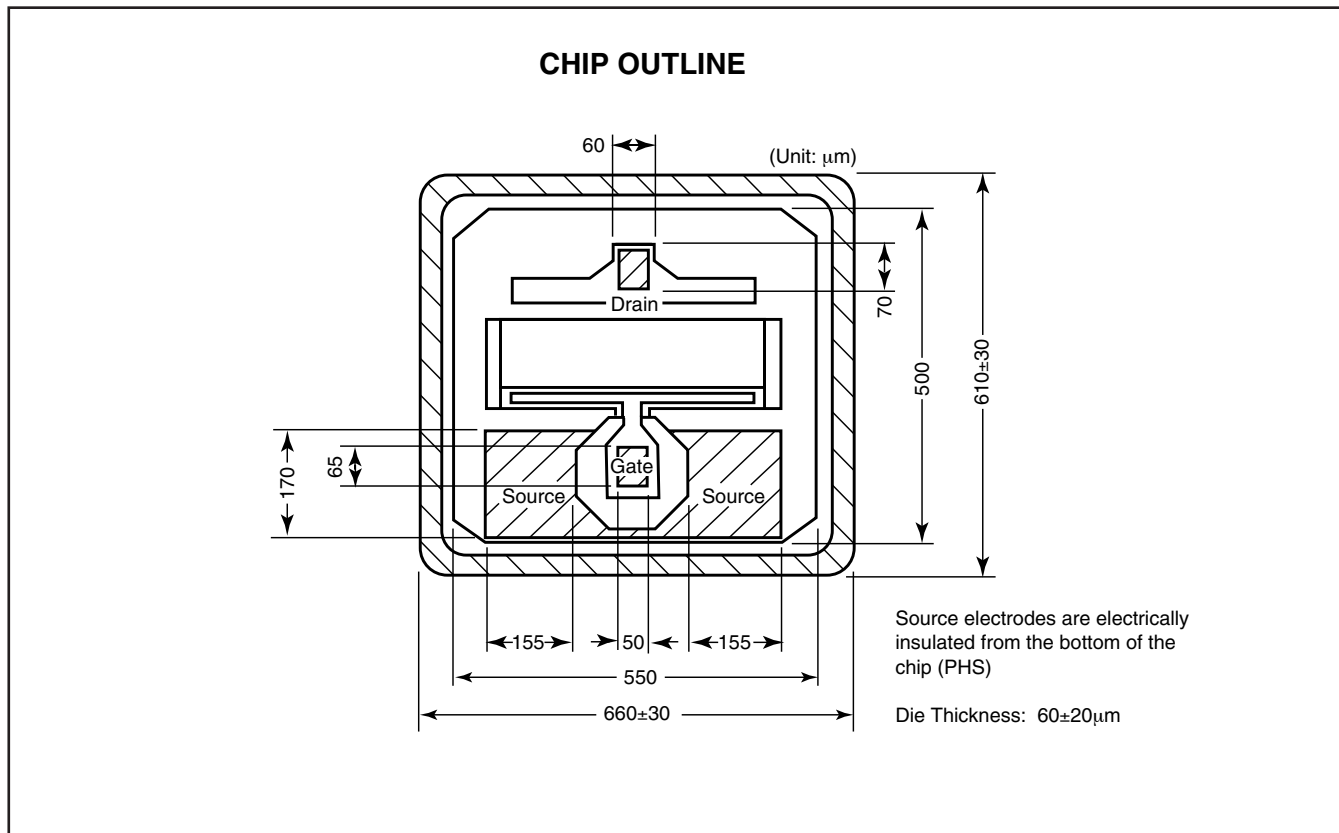
FREQUENCY (MHZ)	S11		S21		S12		S22	
	MAG	ANG	MAG	ANG	MAG	ANG	MAG	ANG
100	.998	-11.7	9.704	172.7	.006	83.8	.510	-4.7
500	.965	-54.6	8.567	145.8	.026	61.3	.467	-21.1
1000	.914	-92.8	6.593	121.3	.039	42.4	.399	-34.2
1500	.883	-116.8	5.088	104.7	.046	31.3	.355	-42.2
2000	.866	-132.5	4.067	92.4	.048	24.5	.332	-48.2
2500	.857	-143.5	3.363	82.4	.050	20.0	.323	-53.7
3000	.852	-151.7	2.856	73.7	.051	16.9	.320	-59.0
3500	.848	-158.1	2.478	65.9	.051	14.6	.323	-64.3
4000	.846	-163.4	2.186	58.6	.052	12.9	.330	-69.7
4500	.845	-167.9	1.954	51.8	.052	11.5	.338	-74.9
5000	.845	-171.8	1.765	45.2	.052	10.5	.349	-80.2
5500	.845	-175.3	1.608	38.9	.052	9.6	.362	-85.3
6000	.845	-178.4	1.476	32.7	.053	8.9	.375	-90.4
6500	.845	178.7	1.362	26.7	.053	8.4	.390	-95.3
7000	.846	176.1	1.264	20.8	.053	8.0	.406	-100.2
7500	.847	173.6	1.177	15.0	.053	7.6	.422	-105.0
8000	.847	171.2	1.099	9.3	.053	7.3	.439	-109.6
8500	.848	169.0	1.030	3.7	.053	7.1	.456	-114.2
9000	.849	166.8	.967	-1.9	.053	7.0	.474	-118.7
9500	.850	164.7	.909	-7.4	.053	6.9	.492	-123.1
10000	.852	162.7	.856	-12.8	.054	6.8	.511	-127.5
10500	.853	160.8	.806	-18.1	.054	6.7	.529	-131.7
11000	.854	158.9	.760	-23.4	.054	6.7	.548	-135.9
11500	.855	157.1	.716	-28.7	.054	6.7	.567	-140.0
12000	.857	155.3	.675	-33.9	.055	6.6	.585	-144.0

NOTE:* The data includes bonding wires.

n: number of wires Gate n=1 (0.3mm length, 25μm Dia Au wire)
 Drain n=1 (0.3mm length, 25μm Dia Au wire)
 Source n=4 (0.3mm length, 25μm Dia Au wire)

FLC087XP

GaAs FET & HEMT Chips



For further information please contact:

FUJITSU COMPOUND SEMICONDUCTOR, INC.

2355 Zanker Rd.

San Jose, CA 95131-1138, U.S.A.

Phone: (408) 232-9500

FAX: (408) 428-9111

www.fcsi.fujitsu.com

FUJITSU MICROELECTRONICS, LTD.

Compound Semiconductor Division

Network House

Norreys Drive

Maidenhead, Berkshire SL6 4FJ

Phone:+44 (0)1628 504800

FAX:+44 (0)1628 504888

CAUTION

Fujitsu Compound Semiconductor Products contain **gallium arsenide (GaAs)** which can be hazardous to the human body and the environment. For safety, observe the following procedures:

- Do not put these products into the mouth.
- Do not alter the form of this product into a gas, powder, or liquid through burning, crushing, or chemical processing as these by-products are dangerous to the human body if inhaled, ingested, or swallowed.
- Observe government laws and company regulations when discarding this product. This product must be discarded in accordance with methods specified by applicable hazardous waste procedures.

Fujitsu Limited reserves the right to change products and specifications without notice. The information does not convey any license under rights of Fujitsu Limited or others.

© 1998 FUJITSU COMPOUND SEMICONDUCTOR, INC.

Printed in U.S.A. FCSI0598M200

FUJITSU