

Features

- Four beads in one package
- High speed and high impedance
- Nickel barrier

Applications

- Waveform correction in:
 - Personal computers
 - Electrical equipment
 - Communication equipment
- Prevents noise intrusion in video, LCD
- Parallel signal line

MA Series Chip Ferrite Bead Arrays

Electrical Specifications

Model Number	Impedance (Ω) at 100MHz	RDC (Ω) Max.	IDC (mA) Max.
MA3216-600M4	60	0.12	200
MA3216-800M4	80	0.15	150
MA3216-121M4	120	0.20	100
MA3216-201M4	200	0.30	100
MA3216-301M4	300	0.45	100
MA3216-471M4	470	0.45	100
MA3216-601M4	600	0.50	100
MA3216-102M4	1000	0.80	100
MA3216-600T4	60	0.12	200
MA3216-121T4	120	0.20	200
MA3216-201T4	200	0.30	150
MA3216-301T4	300	0.45	150
MA3216-601T4	600	0.50	100
MA3216-102T4	1000	0.80	50
MA3216-500S4	50	0.20	200
MA3216-800S4	80	0.25	200
MA3216-121S4	120	0.25	200
MA3216-201S4	200	0.30	200
MA3216-301S4	300	0.40	200

General Specifications

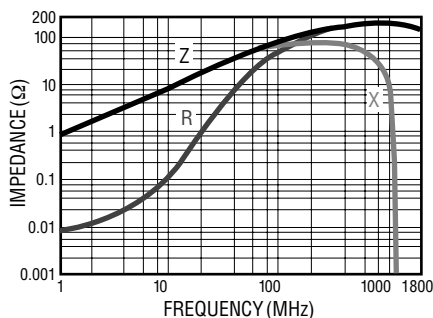
Operating Temperature-55 °C to +125 °C
 Storage Temperature...-55 °C to +125 °C
 Storage Condition+40 °C max. at 70 % RH
 Impedance Tolerance.....±25 %
 Reflow Soldering230 °C, 10 seconds max.
 Resistance to Soldering Heat260 °C, 10 seconds
 Model Designator
 M4High Impedance
 T4Low Speed
 S4High Speed
 Rated Current.....Based on max. temperature rise of +40 °C
 Terminal Strength (Force "F" applied for 30 seconds)
 3216 Series.....1.2 F (Kg)

Materials

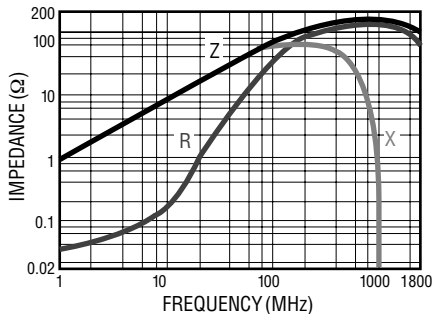
Core MaterialFerrite
 Internal Conductor.....Ag
 TerminalAg/Ni/Sn

Electrical Specifications (continued)

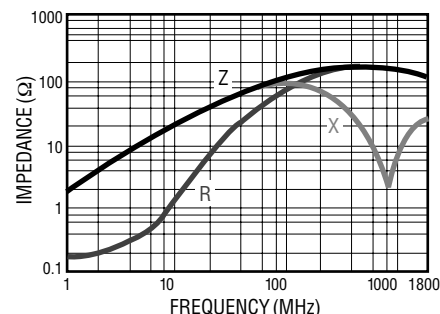
MA3216-600M4



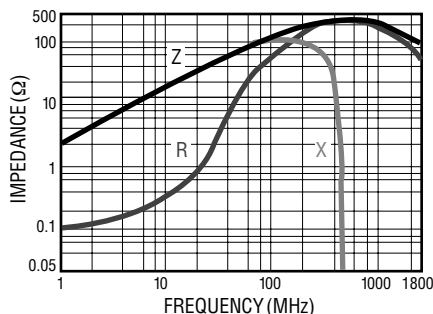
MA3216-800M4



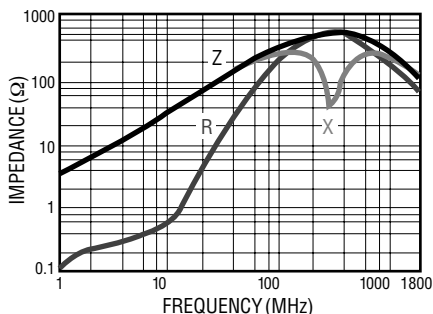
MA3216-121M4



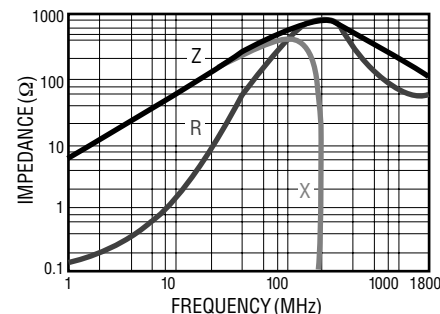
MA3216-201M4



MA3216-301M4



MA3216-601M4

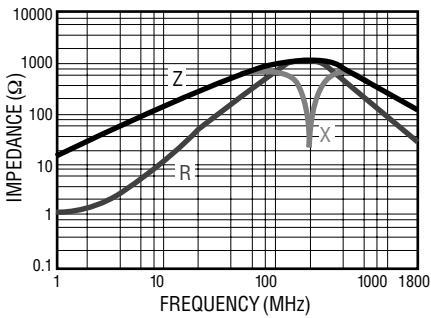


*RoHS Directive 2002/95/EC Jan 27 2003 including Annex Specifications are subject to change without notice. Customers should verify actual device performance in their specific applications.

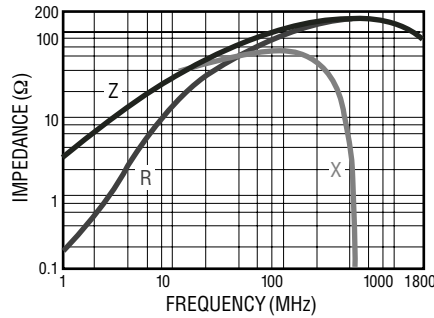
MA Series Chip Ferrite Bead Arrays

Electrical Specifications (Continued)

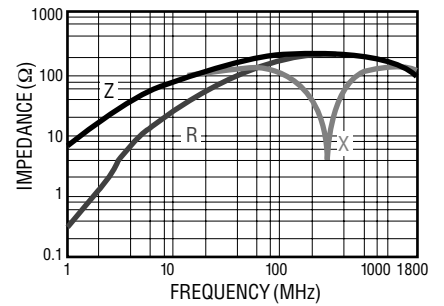
MA3216-102M4



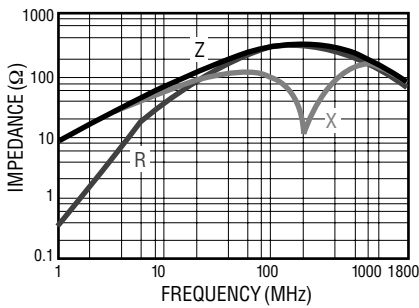
MA3216-121T4



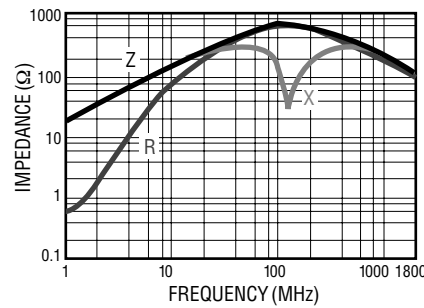
MA3216-201T4



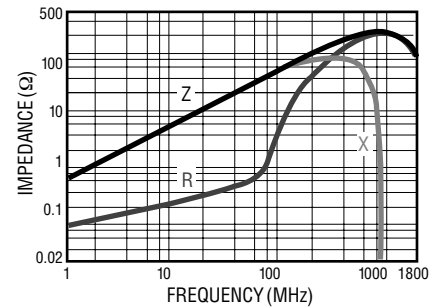
MA3216-301T4



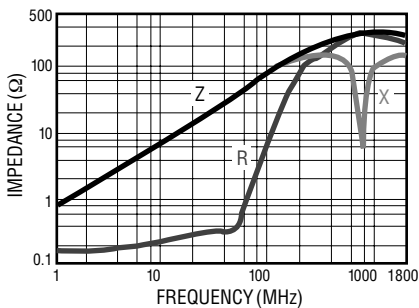
MA3216-601T4



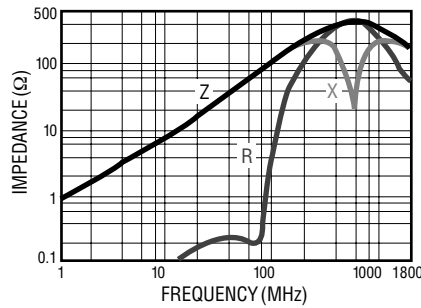
MA3216-500S4



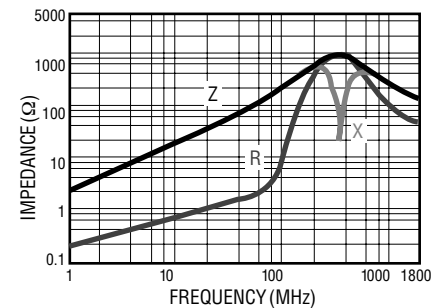
MA3216-800S4



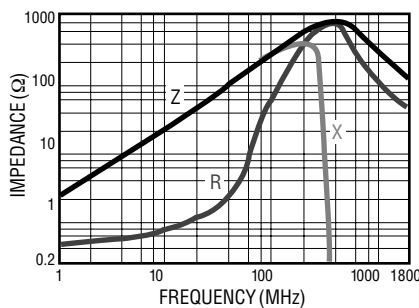
MA3216-121S4



MA3216-201S4



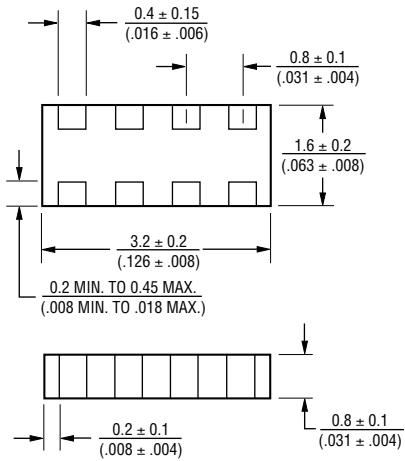
MA3216-301S4



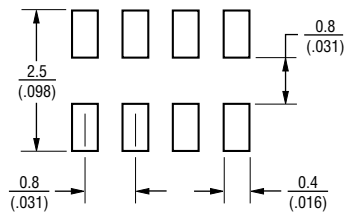
Specifications are subject to change without notice. Customers should verify actual device performance in their specific applications.

MA Series Chip Ferrite Bead Arrays

Product Dimensions

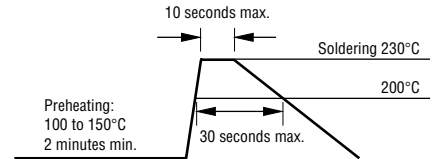


Recommended Land Pattern

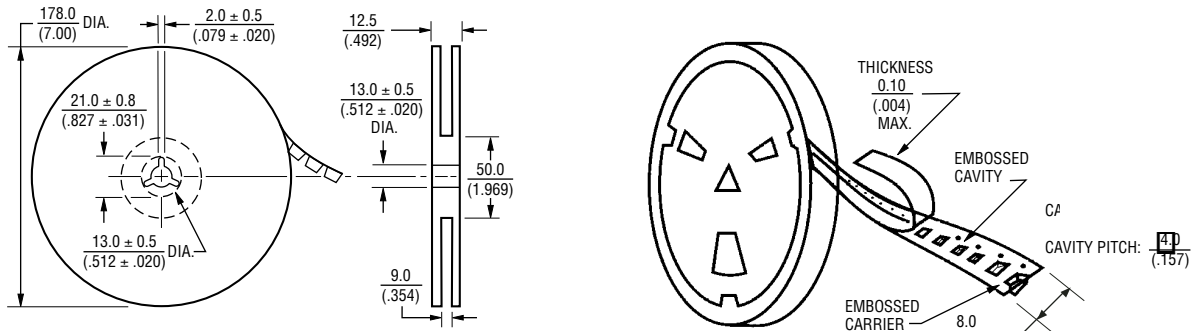


DIMENSIONS ARE: $\frac{\text{MM}}{\text{(INCHES)}}$

Recommended Soldering



Reel Dimensions



3000 pcs. per reel.
Gross weight: 140g.