


Technical Data Sheet
0.4" Dual Digit Displays**ELD-426GWA****■ Features :**

- Industrial standard size.
- Low power consumption.
- Categorized for luminous intensity.
- Pb free

■ Descriptions :

- The ELD-426 series is a large 10.16 mm (0.4")high seven segment display designed for viewing distances up to 7 meters.
- These displays provide excellent reliability in bright ambient light.
- These devices are made with white segments and gray surface.

**■ Applications :**

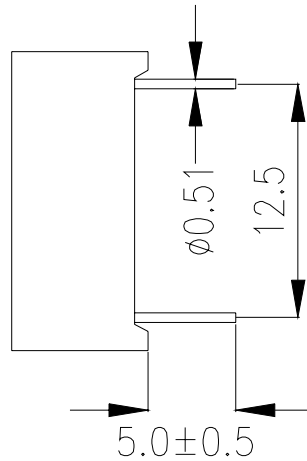
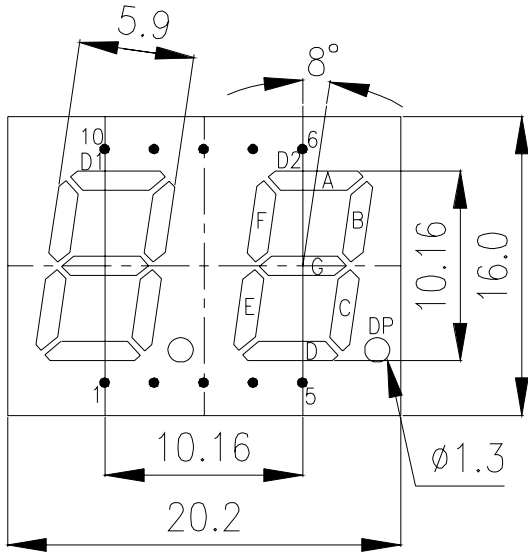
- Audio equipment
- Instrument panels
- Digital read out display

PART NO.	Chip	
	Material	Emitted Color
ELD-426GWA	GaP	Green

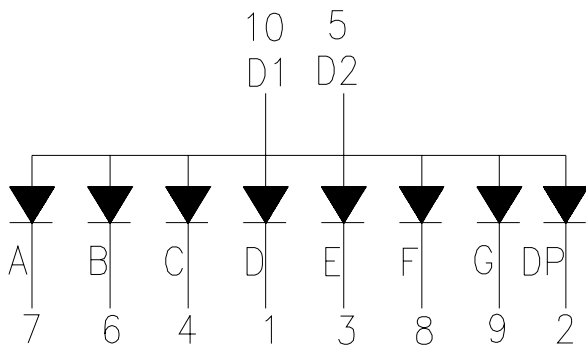
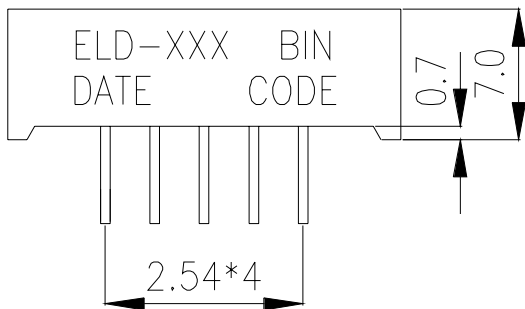
Technical Data Sheet
0.4" Dual Digit Displays

ELD-426GWA

Package Dimensions



- COMMON ANODE
- 1 CATHODE D
 - 2 CATHODE DP
 - 3 CATHODE E
 - 4 CATHODE C
 - 5 COMMON ANODE D2
 - 6 CATHODE B
 - 7 CATHODE A
 - 8 CATHODE F
 - 9 CATHODE G
 - 10 COMMON ANODE D1



- Notes:**
1. All dimensions are in millimeters, tolerance is 0.25mm unless otherwise noted.
 2. Above specification may be changed without notice.
- Supplier will reserve authority on material change for above specification.

**Technical Data Sheet
0.4" Dual Digit Displays****ELD-426GWA**

■ Absolute maximum ratings at Ta = 25°C :

Parameter	Symbol	Rating	Unit
Reverse Voltage	V _R	5	V
Forward Current	I _F	30	mA
Operating Temperature	T _{opr}	-40 to +85	°C
Storage Temperature	T _{stg}	-40 to +100	°C
Soldering Temperature	T _{sol}	260 ± 5	°C
Power Dissipation	P _d	100	mW
Peak Forward Current(Duty 1/10 @ 1KHz)	I _{F(Peak)}	160	mA

■ Electronic optical characteristics :

Parameter		Symbol	Min.	Typ.	Max.	Unit	Condition
Luminous Intensity	Per segment	I _v	1.1	2.8	----	mcd	I _F =10mA
	Per decimal point		0.5	1.0	----	mcd	I _F =10mA
Peak Wavelength		λ _p	----	565	----	nm	I _F =20mA
Dominant Wavelength		λ _d	----	570	----	nm	I _F =20mA
Spectrum Radiation Bandwidth		Δλ	----	30	----	nm	I _F =20mA
Forward Voltage		V _F	1.7	2.1	2.4	V	I _F =20mA
Reverse Current		I _R	----	----	10	μA	V _R =5V

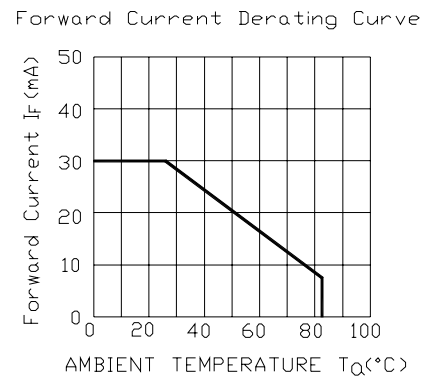
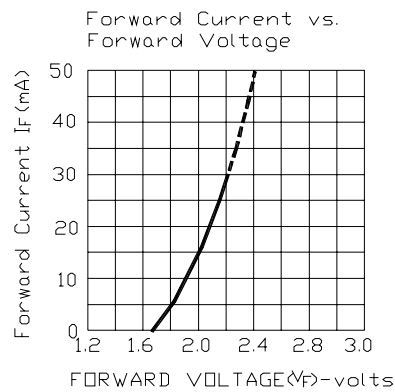
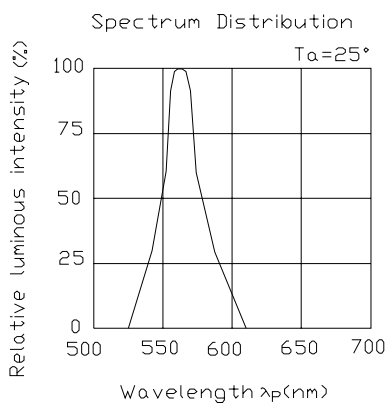


Technical Data Sheet
0.4" Dual Digit Displays

ELD-426GWA

■ Typical Electro-Optical Characteristic Curves:

GHIP Material:Gap
Emitted Color:Yellow Green





Technical Data Sheet
0.4" Dual Digit Displays

ELD-426GWA

■ Reliability test items and conditions:

NO	Item	Test Conditions	Test Hours/Cycle	Sample Size	Ac/Re
1	Solder Heat	TEMP : 260°C ± 5 °C	5 SEC	76 PCS	0/1
2	Temperature Cycle	H : +85°C 30min ∫ 5 min L : -55°C 30min	50 CYCLE	76 PCS	0/1
3	Thermal Shock	H : +100°C 5min ∫ 10 sec L : -10°C 5min	50 CYCLE	76 PCS	0/1
4	High Temperature Storage	TEMP : 100°C	1000 HRS	76 PCS	0/1
5	Low Temperature Storage	TEMP : -55°C	1000 HRS	76 PCS	0/1
6	DC Operating Life	IF = 10 mA	1000 HRS	76 PCS	0/1
7	High Temperature / High Humidity	85°C/85% RH	1000 HRS	76 PCS	0/1