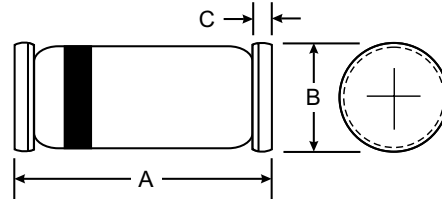


Features

- Fast Switching Speed
- Surface Mount Package Ideally Suited for Automatic Insertion
- General Purpose Rectification
- Silicon Epitaxial Planar Construction



MiniMELF		
Dim	Min	Max
A	3.30	3.70
B	1.30	1.60
C	0.28	0.50
All Dimensions in mm		

Mechanical Data

- Case: MiniMELF
- Terminals: Solderable per MIL-STD-202, Method 208
- Polarity: Cathode Band
- Marking: Cathode Band Only
- Weight: 0.05 grams (approx.)

Maximum Ratings @ $T_A = 25^\circ\text{C}$ unless otherwise specified

Characteristic	Symbol	LL4148	LL4448	Unit
Non-Repetitive Peak Reverse Voltage	V_{RM}	100		V
Peak Repetitive Reverse Voltage Working Peak Reverse Voltage DC Blocking Voltage	V_{RRM} V_{RWM} V_R	75		V
RMS Reverse Voltage	$V_{R(RMS)}$	53		V
Forward Continuous Current (Note 1)	I_{FM}	300	500	mA
Average Rectified Output Current (Note 1)	I_O	150		mA
Non-Repetitive Peak Forward Surge Current @ $t = 1.0\text{s}$ @ $t = 1.0\mu\text{s}$	I_{FSM}	1.0 2.0		A
Power Dissipation (Note 1) Derate Above 25°C	P_d	500 1.68		mW mW/ $^\circ\text{C}$
Thermal Resistance, Junction to Ambient Air (Note 1)	$R_{\theta JA}$	300		K/W
Operating and Storage Temperature Range	T_J, T_{STG}	-65 to +175		$^\circ\text{C}$

Electrical Characteristics @ $T_A = 25^\circ\text{C}$ unless otherwise specified

Characteristic	Symbol	Min	Max	Unit	Test Condition
Maximum Forward Voltage	LL4148 LL4448 LL4448	— 0.62 —	1.0 0.72 1.0	V	$I_F = 10\text{mA}$ $I_F = 5.0\text{mA}$ $I_F = 100\text{mA}$
Maximum Peak Reverse Current	I_{RM}	—	5.0 50 30 25	μA μA μA nA	$V_R = 75\text{V}$ $V_R = 70\text{V}, T_J = 150^\circ\text{C}$ $V_R = 20\text{V}, T_J = 150^\circ\text{C}$ $V_R = 20\text{V}$
Capacitance	C_j	—	4.0	pF	$V_R = 0, f = 1.0\text{MHz}$
Reverse Recovery Time	t_{rr}	—	4.0	ns	$I_F = 10\text{mA}$ to $I_R = 1.0\text{mA}$ $V_R = 6.0\text{V}, R_L = 100\Omega$

Notes: 1. Valid provided that device terminals are kept at ambient temperature.

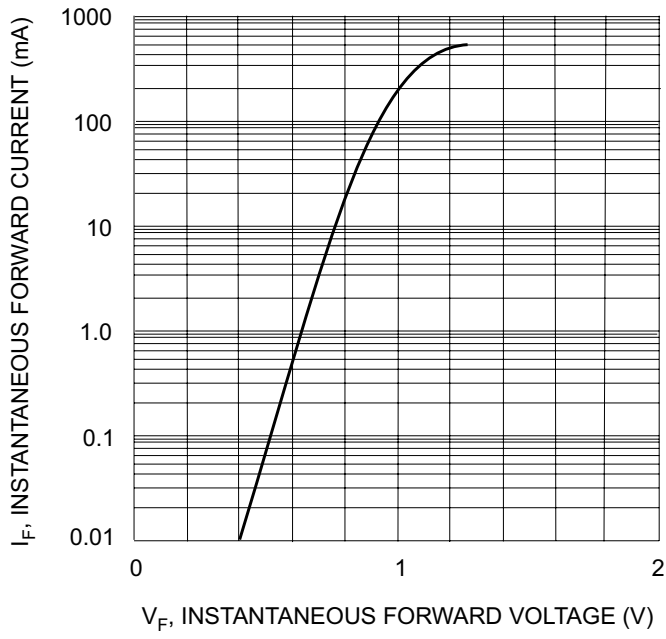


Fig. 1 Forward Characteristics

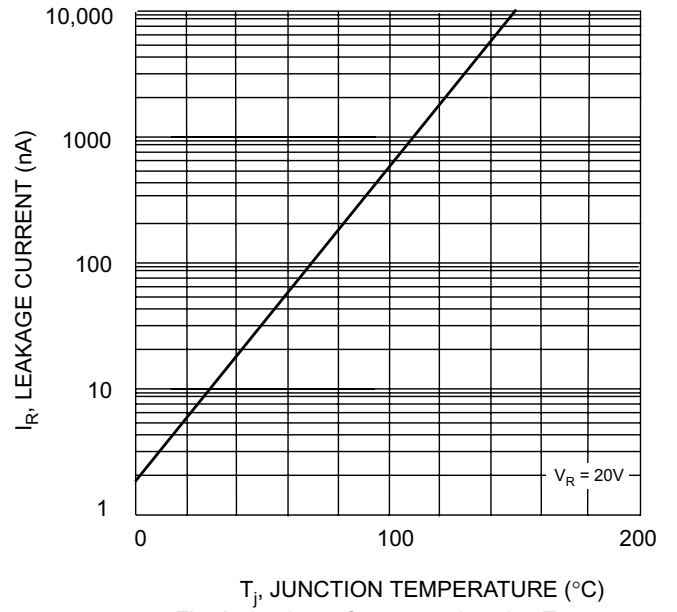


Fig. 2, Leakage Current vs Junction Temperature