


Low Power Transformers Dual Primary - Dual secondary 115/230 Volts

PL-22, PL-23, PL-24



PL-42, PL-43, PL-44

FEATURES

- PC pin mounting.
- Provides isolation from power line.
- Dual Primary for operation at 115V or 230V, 50/60Hz.
- Dual Secondary for **series connection** obtains twice winding voltage with center tap or for **parallel connection** obtains twice winding current rating.
- Modification to these standard items are available as specialty products.
- Laminated construction for low-cost industrial applications, including power supplies, controls and instrumentation.
- Mounting brackets and bobbin standoff are available.
- **PL-22, PL-23, PL-24:** Concentric windings for increased coupling, decreased leakage reactance and improved regulation.
- **PL-42, PL-43, PL-44:** Split-section winding for increased dielectric strength between primary and secondary windings plus reduced interwinding capacitance.

ELECTRICAL SPECIFICATIONS

Input Voltage: 115V 60Hz or 230V 50-60Hz.

Output Power Rating:

- PL-22, PL-42 = 1.5VA.
- PL-23, PL-43 = 4.5VA.
- PL-24, PL-44 = 10.0VA.

Dielectric Strength: Between primary windings and secondary windings and core:

- PL-22, PL-23, PL-24 = 1500V.
- PL-42, PL-43, PL-44 = 2500V.

- Between secondary windings to core: All units = 1000V.
- From primary to primary windings: All units = 500V.
- From secondary to secondary windings: All units = 500V.

MECHANICAL SPECIFICATIONS

Temperature Class:

- PL-22, PL-23, PL-24: Insulation Class A, 105°C.
- PL-42, PL-43, PL-44: Insulation Class B, 130°C;
- A UL approved Class B Insulation System can be furnished on request.

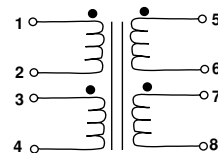
Terminals: Brass, solder coated.

Weight: (reference)

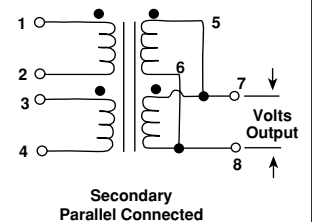
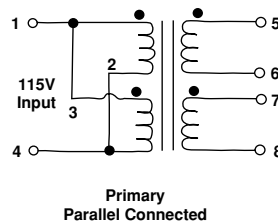
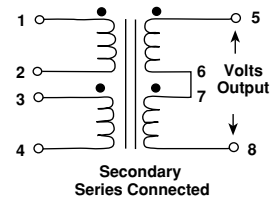
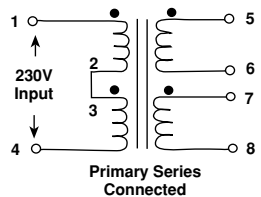
- PL-22, PL-42 = 100 grams.
- PL-23, PL-43 = 160 grams.
- PL-24, PL-44 = 240 grams.

SCHEMATICS

Basic Style



Options






OUTPUT VOLTAGE TABLE					
MODEL		OUTPUT VOLTAGE		OUTPUT CURRENT (mA)	
CONCENTRIC WINDINGS	SPLIT-SECTION WINDINGS	SERIES	PARALLEL	SERIES	PARALLEL
PL-22-01 PL-23-01 PL-24-01	PL-42-01 PL-43-01 PL-44-01	8 VCT	4V	188 562 940	376 1124 1880
PL-22-02 PL-23-02 PL-24-02	PL-42-02 PL-43-02 PL-44-02	10 VCT	5V	120 440 1000	240 880 2000
PL-22-03 PL-23-03 PL-24-03	PL-42-03 PL-43-03 PL-44-03	12.6 VCT	6.3V	100 350 800	200 700 1600
PL-22-04 PL-23-04 PL-24-04	PL-42-04 PL-43-04 PL-44-04	15 VCT	7.5V	100 300 500	200 600 1000
PL-22-05 PL-23-05 PL-24-05	PL-42-05 PL-43-05 PL-44-05	16 VCT	8V	75 260 640	150 520 1280
PL-22-06 PL-23-06 PL-24-06	PL-42-06 PL-43-06 PL-44-06	20 VCT	10V	60 220 500	120 440 1000
PL-22-07 PL-23-07 PL-24-07	PL-42-07 PL-43-07 PL-44-07	24 VCT	12V	50 180 450	100 360 900
PL-22-08 PL-23-08 PL-24-08	PL-42-08 PL-43-08 PL-44-08	30 VCT	15V	50 150 250	100 300 500
PL-22-09 PL-23-09 PL-24-09	PL-42-09 PL-43-09 PL-44-09	34 VCT	17V	35 125 300	70 250 600
PL-22-10 PL-23-10 PL-24-10	PL-42-10 PL-43-10 PL-44-10	40 VCT	20V	30 110 250	60 220 500
PL-22-11 PL-23-11 PL-24-11	PL-42-11 PL-43-11 PL-44-11	54 VCT	27V	28 84 140	56 168 280
PL-22-12 PL-23-12 PL-24-12	PL-42-12 PL-43-12 PL-44-12	56 VCT	28V	20 80 180	40 160 360
PL-22-13 PL-23-13 PL-24-13	PL-42-13 PL-43-13 PL-44-13	76 VCT	38V	20 60 100	40 120 200
PL-22-14 PL-23-14 PL-24-14	PL-42-14 PL-43-14 PL-44-14	88 VCT	44V	15 50 120	30 100 240
PL-22-15 PL-23-15 PL-24-15	PL-42-15 PL-43-15 PL-44-15	120 VCT	60V	10 35 85	20 70 170
PL-22-16 PL-23-16 PL-24-16	PL-42-16 PL-43-16 PL-44-16	180 VCT	90V	6 24 55	12 48 110
PL-22-17 PL-23-17 PL-24-17	PL-42-17 PL-43-17 PL-44-17	230 VCT	115V	5 20 40	10 40 80

Low Power Transformers Dual Primary - Dual secondary 115/230 Volts

PL-22, PL-23, PL-24



PL-42, PL-43, PL-44

FEATURES

- PC pin mounting.
- Provides isolation from power line.
- Dual Primary for operation at 115V or 230V, 50/60Hz.
- Dual Secondary for **series connection** obtains twice winding voltage with center tap or for **parallel connection** obtains twice winding current rating.
- Modification to these standard items are available as specialty products.
- Laminated construction for low-cost industrial applications, including power supplies, controls and instrumentation.
- Mounting brackets and bobbin standoff are available.
- **PL-22, PL-23, PL-24:** Concentric windings for increased coupling, decreased leakage reactance and improved regulation.
- **PL-42, PL-43, PL-44:** Split-section winding for increased dielectric strength between primary and secondary windings plus reduced interwinding capacitance.

ELECTRICAL SPECIFICATIONS

Input Voltage: 115V 60Hz or 230V 50-60Hz.

Output Power Rating:

- PL-22, PL-42 = 1.5VA.
- PL-23, PL-43 = 4.5VA.
- PL-24, PL-44 = 10.0VA.

Dielectric Strength: Between primary windings and secondary windings and core:

- PL-22, PL-23, PL-24 = 1500V.
- PL-42, PL-43, PL-44 = 2500V.

Between secondary windings to core: All units = 1000V.
 From primary to primary windings: All units = 500V.
 From secondary to secondary windings: All units = 500V.

MECHANICAL SPECIFICATIONS

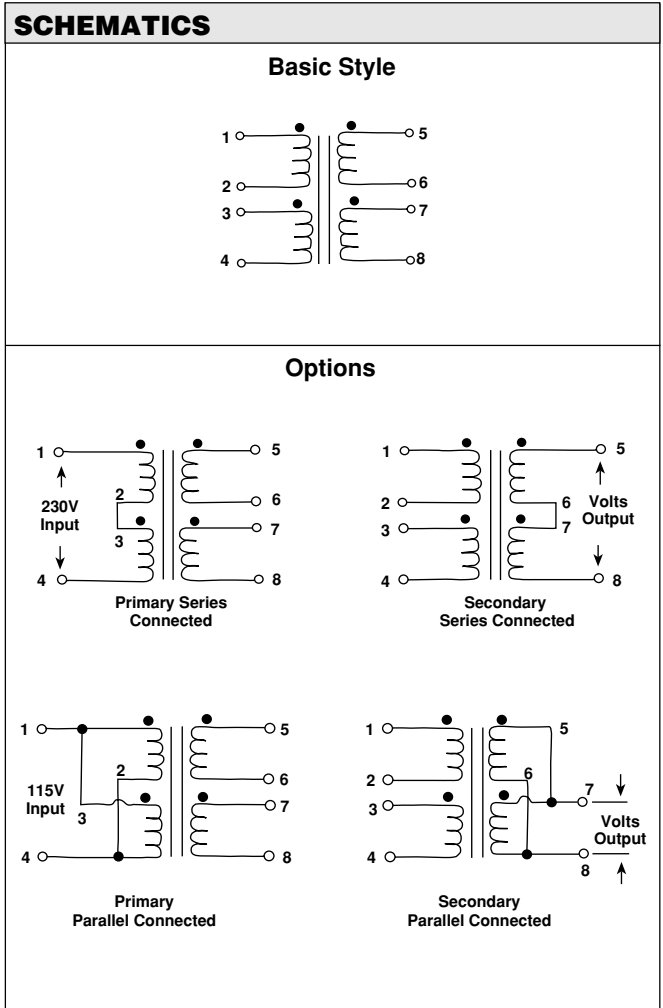
Temperature Class:

- PL-22, PL-23, PL-24: Insulation Class A, 105°C.
- PL-42, PL-43, PL-44: Insulation Class B, 130°C;
- A UL approved Class B Insulation System can be furnished on request.

Terminals: Brass, solder coated.

Weight: (reference)

- PL-22, PL-42 = 100 grams.
- PL-23, PL-43 = 160 grams.
- PL-24, PL-44 = 240 grams.

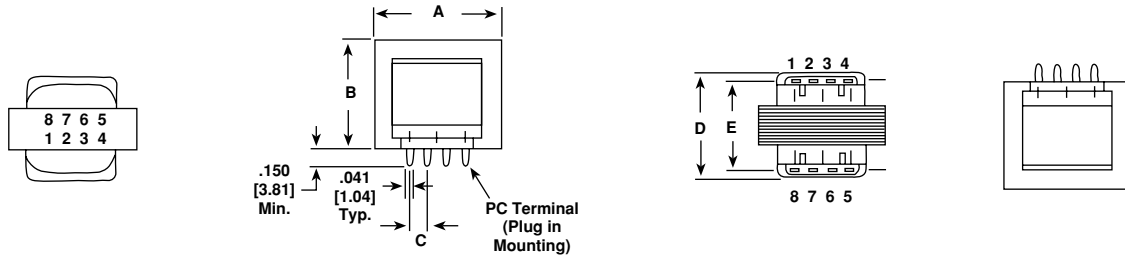




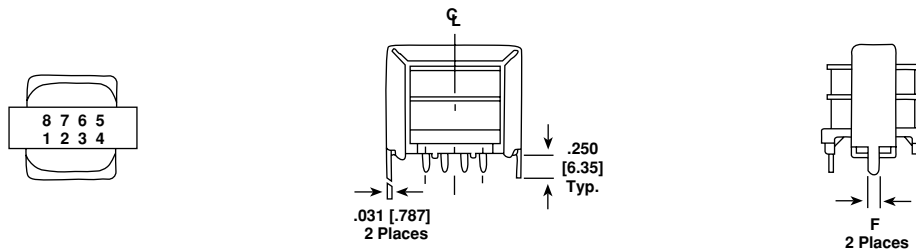
OUTPUT VOLTAGE TABLE					
MODEL		OUTPUT VOLTAGE		OUTPUT CURRENT (mA)	
CONCENTRIC WINDINGS	SPLIT-SECTION WINDINGS	SERIES	PARALLEL	SERIES	PARALLEL
PL-22-01 PL-23-01 PL-24-01	PL-42-01 PL-43-01 PL-44-01	8 VCT	4V	188 562 940	376 1124 1880
PL-22-02 PL-23-02 PL-24-02	PL-42-02 PL-43-02 PL-44-02	10 VCT	5V	120 440 1000	240 880 2000
PL-22-03 PL-23-03 PL-24-03	PL-42-03 PL-43-03 PL-44-03	12.6 VCT	6.3V	100 350 800	200 700 1600
PL-22-04 PL-23-04 PL-24-04	PL-42-04 PL-43-04 PL-44-04	15 VCT	7.5V	100 300 500	200 600 1000
PL-22-05 PL-23-05 PL-24-05	PL-42-05 PL-43-05 PL-44-05	16 VCT	8V	75 260 640	150 520 1280
PL-22-06 PL-23-06 PL-24-06	PL-42-06 PL-43-06 PL-44-06	20 VCT	10V	60 220 500	120 440 1000
PL-22-07 PL-23-07 PL-24-07	PL-42-07 PL-43-07 PL-44-07	24 VCT	12V	50 180 450	100 360 900
PL-22-08 PL-23-08 PL-24-08	PL-42-08 PL-43-08 PL-44-08	30 VCT	15V	50 150 250	100 300 500
PL-22-09 PL-23-09 PL-24-09	PL-42-09 PL-43-09 PL-44-09	34 VCT	17V	35 125 300	70 250 600
PL-22-10 PL-23-10 PL-24-10	PL-42-10 PL-43-10 PL-44-10	40 VCT	20V	30 110 250	60 220 500
PL-22-11 PL-23-11 PL-24-11	PL-42-11 PL-43-11 PL-44-11	54 VCT	27V	28 84 140	56 168 280
PL-22-12 PL-23-12 PL-24-12	PL-42-12 PL-43-12 PL-44-12	56 VCT	28V	20 80 180	40 160 360
PL-22-13 PL-23-13 PL-24-13	PL-42-13 PL-43-13 PL-44-13	76 VCT	38V	20 60 100	40 120 200
PL-22-14 PL-23-14 PL-24-14	PL-42-14 PL-43-14 PL-44-14	88 VCT	44V	15 50 120	30 100 240
PL-22-15 PL-23-15 PL-24-15	PL-42-15 PL-43-15 PL-44-15	120 VCT	60V	10 35 85	20 70 170
PL-22-16 PL-23-16 PL-24-16	PL-42-16 PL-43-16 PL-44-16	180 VCT	90V	6 24 55	12 48 110
PL-22-17 PL-23-17 PL-24-17	PL-42-17 PL-43-17 PL-44-17	230 VCT	115V	5 20 40	10 40 80

DIMENSIONAL CONFIGURATIONS (Reference) [Numbers in brackets indicate millimeters]


Basic Style



“A” Type of Mounting Frame



“B” Type of Mounting Frame

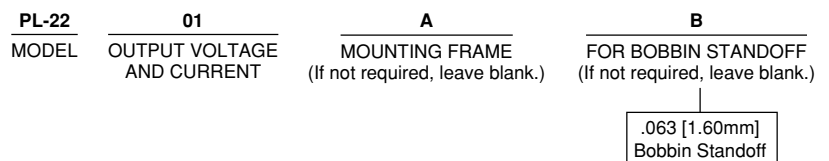


MODEL	A	B	C	D	E	F	G	H
PL-22	1.43	1.20	0.200	1.19	1.0	0.125	1.75	2.12
PL-42	[36.32]	[30.48]	[5.08]	[30.23]	[25.40]	[3.18]	[44.45]	[53.85]
PL-23	1.68	1.38	0.250	1.30	1.10	0.125	2.0	2.44
PL-43	[42.67]	[35.05]	[6.35]	[33.02]	[27.94]	[3.18]	[50.80]	[61.98]
PL-24	1.93	1.64	0.250	1.48	1.30	0.188	2.38	2.88
PL-44	[49.02]	[41.66]	[6.35]	[37.59]	[33.02]	[4.78]	[60.45]	[73.15]

PART MARKING

- Vishay Dale
- Model
- Date code

ORDERING INFORMATION



Special design not listed, available on request.