
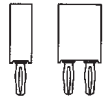


**Series 800**  
PCB connectors 2.54 mm  
Single row / double row  
Press-fit



**Receptacles connectors, press-fit**




Receptacles accept square pins  
□ 0.635 mm, and round pins Ø 0.70–0.80 mm



With compliant pin for solderless mount into PCB  
plated-thru holes Ø 1 mm + 0.09/–0.06 mm

For corresponding connectors see pages 30 to 35

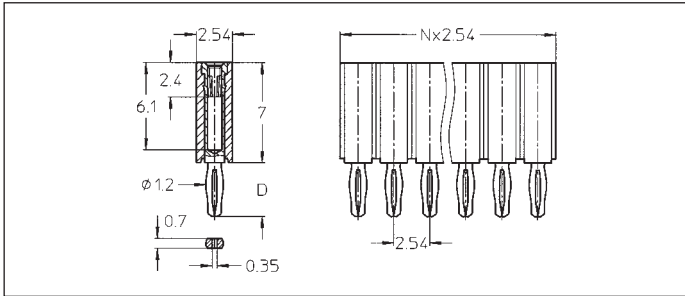
**New version with modified eye of the needle pin**

Platings	Sleeve 	Clip 	Pin 
91	5 µm Sn Pb	0.25 µm Au	
93	5 µm Sn Pb	0.75 µm Au	
99	5 µm Sn Pb	5 µm Sn Pb	

**Ordering information**

Replace **xxx** with the number of poles, e.g. 803-93-**xxx**-65-001  
for a double row version with 8 pins per row becomes:  
803-93-**016**-65-001

(Older versions 801/803-...-61/62/63-001 please consult)

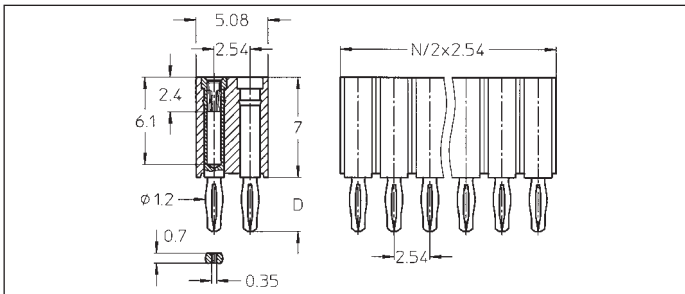


for PCB thickness 1.5 to 2.0 mm D = 2.80 mm  
801-91-xxx-65-001  
801-93-xxx-65-001  
801-99-xxx-65-001

for PCB thickness 2.1 to 3.2 mm D = 3.80 mm  
801-91-xxx-66-001  
801-93-xxx-66-001  
801-99-xxx-66-001

Press-fit receptacle: single row  
Availability from: 1 to 50 contacts  
Standard number of contacts 24, 28, 29, 30, 36, 42, 48, 50

New version with modified eye of the needle pin



for PCB thickness 1.5 to 2.0 mm D = 2.80 mm  
803-91-xxx-65-001  
803-93-xxx-65-001  
803-99-xxx-65-001

for PCB thickness 2.1 to 3.2 mm D = 3.80 mm  
803-91-xxx-66-001  
803-93-xxx-66-001  
803-99-xxx-66-001

Press-fit receptacle: double row  
Availability from: 4 to 100 contacts  
Standard number of contacts 72 and 100

New version with modified eye of the needle pin