

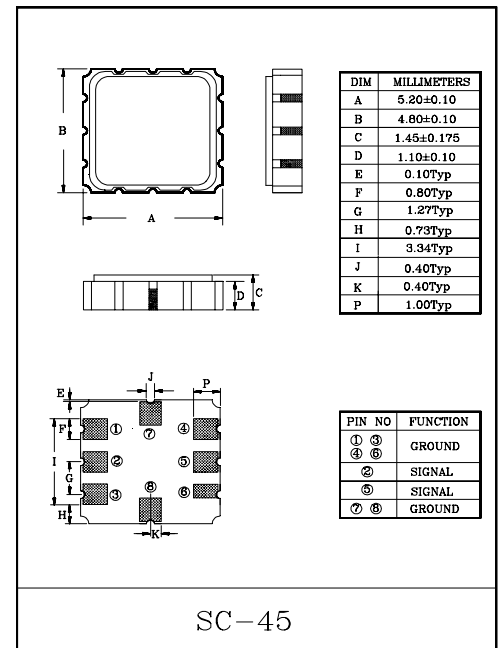
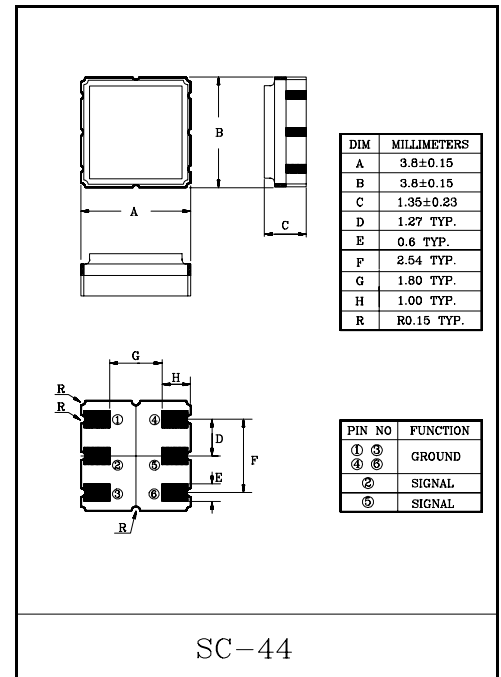
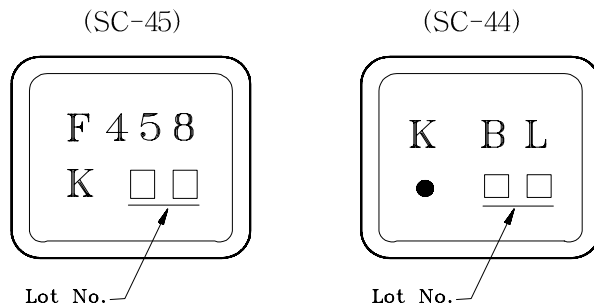
Band pass filters for the receiving RF circuits of pager

- High stability and reliability with good performance and no adjustment.
- Wide and sharp pass band characteristics.
- Low insertion loss and deep stop band attenuation for interference.
- KF458S : SC-45 Package,
KF458V : SC-44 Package.
- F-11 Package Type : KF458.

MAXIMUM RATINGS (Ta=25°C)

ITEM	SYMBOL	RATING	UNIT
Input Signal Level	IS _{max}	0	dBm
DC Permissive Voltage	V _{DC}	+10	V
Operating Temperature Range	T _{opr}	-10~+50	°C
Storage Temperature Range	T _{stg}	-30~+85	°C

Marking



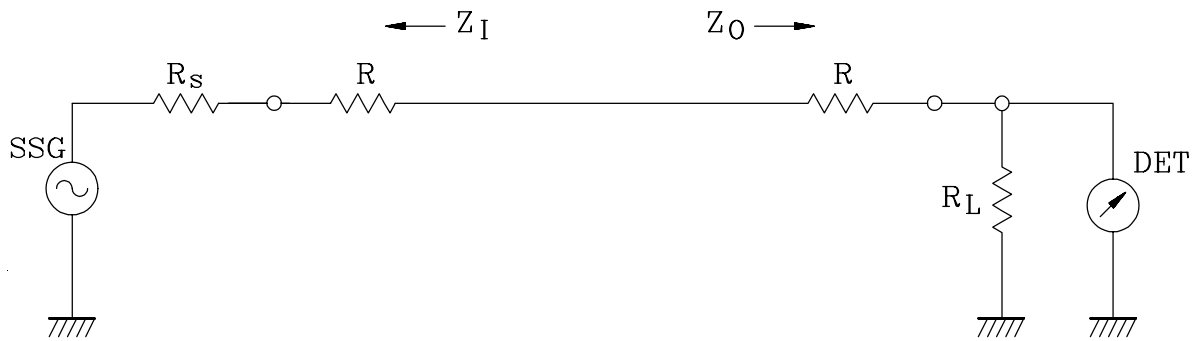
ELECTRICAL CHARACTERISTICS (Temperature 20±2°C, Humidity 65±5%)

ITEMS	SYMBOL	TEST CONDITION	MIN.	TYP.	MAX.	UNIT
Nominal Center Frequency	f ₀	-	-	458	-	MHz
Bandwidth	BW _{3dB}	-	f ₀ ±5.0	-	-	MHz
Insertion Loss	IL _{PASS}	f ₀ ±5.0MHz	-	-	4.0	dB
Ripple Level	A _{RIP}	f ₀ ±5.0MHz	-	-	2.0	dB
Rejection Level	IL _{STOP}	f ₀ -47.8~f ₀ -37.8MHz	55	-	-	dB
		f ₀ +37.8~f ₀ +47.8MHz	45	-	-	dB
Input/Output Impedance	Z _i (Z _o)	-	-	50Ω//0pF	-	-

KF458S/V

TEST CIRCUIT

REFERENCE LEVEL TEST CIRCUIT



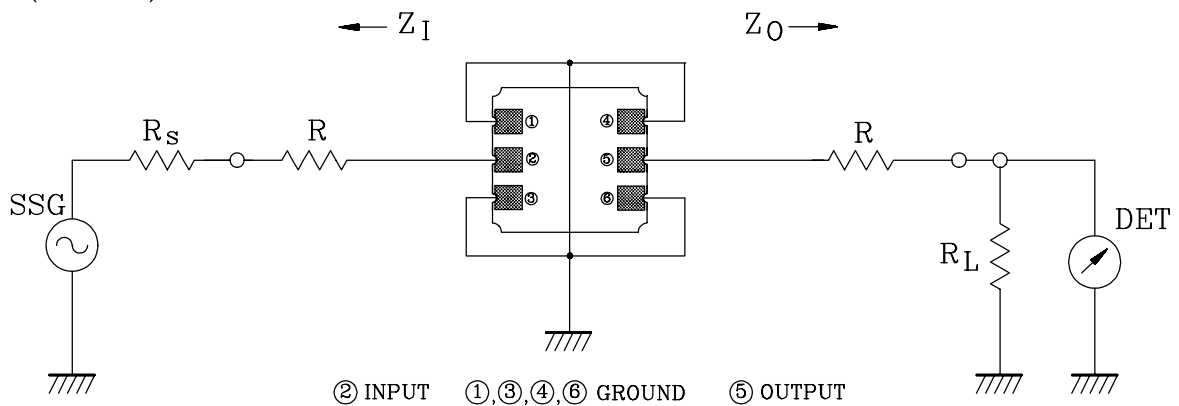
$R_s, R_L : 50\Omega$ (Internal Impedance of Source and Load)

$R : 0\Omega$

$Z_I(Z_O) = R_s(R_L) + R$

MEASUREMENT CIRCUIT

(SC-44)

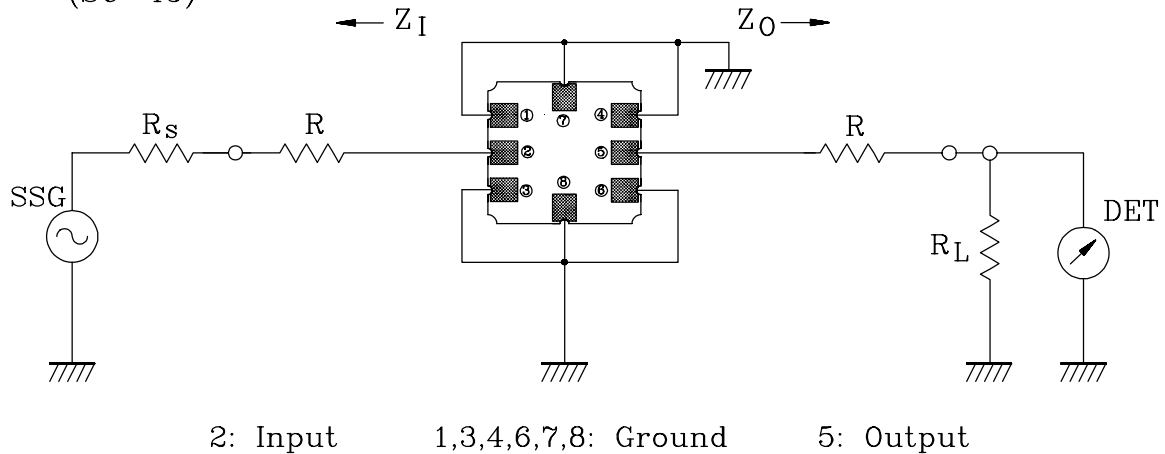


$R_s, R_L : 50\Omega$ (Internal Impedance of Source and Load)

$R : 0\Omega$

$Z_I(Z_O) = R_s(R_L) + R$

(SC-45)



2: Input

1,3,4,6,7,8: Ground

5: Output

KF458S/V

